

For Project: Tittleshall war memorial
 Project Notes:
 Location/Name: Incoming
 Report Generated: 03/01/2025 12:01:11
 Speed Intervals: 5 MPH
 Time Intervals: Instant
 Traffic Report From: 01/12/2024 12:00:00 through 03/01/2025 11:59:59
 85th Percentile Speed: 37.4 MPH
 85th Percentile Vehicles: 11757
 Max Speed: 75 MPH on 30/12/2024 08:45:00
 Total Vehicles: 13832
 AADT: 419

Volumes - weekly counts

Time	5 Day	7 Day
Average Daily	443	405
AM Peak 08:00	42	36
PM Peak 15:00	43	37

Speed

Speed Limit: 35
 85th Percentile Speed: 37.4
 50th Percentile Speed: 29.2
 10 MPH Pace Interval: 25.0 MPH to 35.0 MPH
 Average Speed: 29.9

	Monday	Tuesday	Wednesday	Thursday	Friday	Saturday	Sunday
Count over limit	482	530	413	451	464	351	310
% over limit	20.0	22.3	20.8	20.4	22.0	24.0	24.4
Avg Speeder	40.0	39.9	40.0	39.8	39.8	40.2	40.6
Avg Speed	21.6	21.5	22.1	21.8	21.5	23.9	24.6

Day/Time Ending	85th pctl (MPH)	85th pctl cnts	Total Cnts	Max Speed	Avg Speeder	% Speeders	Avg Speed
01/12/2024 13:00:00	34.0	15	18	45	40.0	11.1%	29.1
01/12/2024 14:00:00	36.7	25	29	45	39.5	17.2%	30.1
01/12/2024 15:00:00	36.2	16	19	40	37.5	21.1%	28.9
01/12/2024 16:00:00	38.8	19	22	45	39.2	27.3%	30.1
01/12/2024 17:00:00	36.7	19	22	55	41.3	18.2%	29.5
01/12/2024 18:00:00	45.0	11	13	60	44.5	38.5%	34.8
01/12/2024 19:00:00	42.5	9	11	50	42.5	36.4%	33.9
01/12/2024 20:00:00	40.0	6	7	45	38.8	57.1%	33.4
01/12/2024 21:00:00	28.8	4	5	30	0.0	0.0%	26.0
01/12/2024 22:00:00	40.0	4	5	45	40.0	40.0%	33.0
01/12/2024 23:00:00	35.0	3	3	35	0.0	0.0%	28.7
02/12/2024 00:00:00	40.0	2	2	40	37.5	50.0%	32.0
02/12/2024 01:00:00	0.0	0	0	0	0.0	0.0%	0.0
02/12/2024 02:00:00	0.0	0	0	0	0.0	0.0%	0.0
02/12/2024 03:00:00	50.0	1	1	50	47.5	100.0%	47.0
02/12/2024 04:00:00	25.0	1	1	25	0.0	0.0%	22.0
02/12/2024 05:00:00	0.0	0	0	0	0.0	0.0%	0.0
02/12/2024 06:00:00	35.0	6	7	50	47.5	14.3%	28.4
02/12/2024 07:00:00	38.3	8	10	45	38.8	40.0%	31.6
02/12/2024 08:00:00	38.1	40	47	45	38.2	31.9%	31.2
02/12/2024 09:00:00	36.2	51	60	50	41.0	16.7%	29.9
02/12/2024 10:00:00	36.4	41	48	45	38.6	18.8%	27.8
02/12/2024 11:00:00	36.0	30	35	45	38.3	17.1%	27.8
02/12/2024 12:00:00	35.0	22	26	45	38.8	15.4%	26.8
02/12/2024 13:00:00	31.7	40	47	40	37.5	6.4%	25.9
02/12/2024 14:00:00	36.7	26	31	45	40.0	19.4%	29.3
02/12/2024 15:00:00	33.6	24	28	40	37.5	7.1%	26.1
02/12/2024 16:00:00	34.0	42	50	50	38.9	14.0%	27.6
02/12/2024 17:00:00	34.4	39	46	45	40.0	13.0%	28.6
02/12/2024 18:00:00	35.0	26	30	50	42.5	13.3%	27.4
02/12/2024 19:00:00	35.0	23	27	40	37.5	14.8%	29.4
02/12/2024 20:00:00	40.0	12	14	45	39.2	42.9%	32.4
02/12/2024 21:00:00	25.0	3	3	25	0.0	0.0%	20.7
02/12/2024 22:00:00	33.3	4	5	35	0.0	0.0%	30.0
02/12/2024 23:00:00	30.0	3	3	30	0.0	0.0%	22.0
03/12/2024 00:00:00	35.0	1	1	35	0.0	0.0%	32.0
03/12/2024 01:00:00	0.0	0	0	0	0.0	0.0%	0.0
03/12/2024 02:00:00	0.0	0	0	0	0.0	0.0%	0.0
03/12/2024 03:00:00	0.0	0	0	0	0.0	0.0%	0.0
03/12/2024 04:00:00	25.0	1	1	25	0.0	0.0%	22.0
03/12/2024 05:00:00	40.0	1	1	40	37.5	100.0%	37.0
03/12/2024 06:00:00	40.0	11	13	50	42.5	30.8%	32.5
03/12/2024 07:00:00	43.3	8	9	45	39.6	77.8%	36.4
03/12/2024 08:00:00	40.0	31	36	55	40.7	38.9%	31.2
03/12/2024 09:00:00	37.1	46	54	45	39.3	20.4%	30.3
03/12/2024 10:00:00	37.5	24	28	55	41.7	21.4%	30.2
03/12/2024 11:00:00	38.0	30	35	45	39.4	22.9%	28.8

03/12/2024 12:00:00	33.8	31	37	40	37.5	10.8%	26.3
03/12/2024 13:00:00	38.8	27	32	60	41.9	25.0%	26.5
03/12/2024 14:00:00	35.0	34	40	45	39.2	15.0%	29.3
03/12/2024 15:00:00	37.5	29	34	55	42.5	17.6%	29.4
03/12/2024 16:00:00	33.5	49	58	45	39.5	8.6%	27.5
03/12/2024 17:00:00	34.6	46	54	45	38.2	13.0%	27.7
03/12/2024 18:00:00	38.8	35	41	55	40.0	29.3%	29.3
03/12/2024 19:00:00	40.0	19	22	45	40.5	22.7%	30.7
03/12/2024 20:00:00	42.0	17	20	45	41.7	30.0%	32.5
03/12/2024 21:00:00	35.0	8	9	40	37.5	11.1%	28.8
03/12/2024 22:00:00	37.5	4	5	40	37.5	40.0%	31.0
03/12/2024 23:00:00	35.0	5	6	45	42.5	16.7%	28.8
04/12/2024 00:00:00	0.0	0	0	0	0.0	0.0%	0.0
04/12/2024 01:00:00	0.0	0	0	0	0.0	0.0%	0.0
04/12/2024 02:00:00	0.0	0	0	0	0.0	0.0%	0.0
04/12/2024 03:00:00	40.0	1	1	40	37.5	100.0%	37.0
04/12/2024 04:00:00	30.0	1	1	30	0.0	0.0%	27.0
04/12/2024 05:00:00	40.0	2	2	40	37.5	50.0%	34.5
04/12/2024 06:00:00	40.0	10	12	50	40.5	41.7%	32.1
04/12/2024 07:00:00	43.3	8	10	50	40.6	80.0%	38.7
04/12/2024 08:00:00	38.6	33	39	50	39.3	35.9%	31.0
04/12/2024 09:00:00	36.5	58	68	45	38.7	19.1%	29.4
04/12/2024 10:00:00	33.2	30	35	40	37.5	2.9%	27.1
04/12/2024 11:00:00	36.2	35	41	40	37.5	19.5%	27.9
04/12/2024 12:00:00	35.0	34	40	50	40.8	15.0%	28.5
04/12/2024 13:00:00	33.6	26	31	40	37.5	9.7%	27.5
04/12/2024 14:00:00	38.1	37	43	50	39.3	25.6%	30.3
04/12/2024 15:00:00	34.4	35	41	45	39.5	12.2%	28.0
04/12/2024 16:00:00	33.0	10	12	35	0.0	0.0%	27.7
04/12/2024 17:00:00	33.3	34	40	50	42.5	7.5%	27.1
04/12/2024 18:00:00	32.5	27	32	40	37.5	9.4%	26.9
04/12/2024 19:00:00	37.9	26	31	45	38.6	29.0%	31.0
04/12/2024 20:00:00	37.5	11	13	45	39.2	23.1%	30.9
04/12/2024 21:00:00	30.0	7	8	35	0.0	0.0%	25.1
04/12/2024 22:00:00	45.0	1	1	45	42.5	100.0%	42.0
04/12/2024 23:00:00	30.0	3	3	30	0.0	0.0%	27.0
05/12/2024 00:00:00	0.0	0	0	0	0.0	0.0%	0.0
05/12/2024 01:00:00	0.0	0	0	0	0.0	0.0%	0.0
05/12/2024 02:00:00	0.0	0	0	0	0.0	0.0%	0.0
05/12/2024 03:00:00	0.0	0	0	0	0.0	0.0%	0.0
05/12/2024 04:00:00	40.0	2	2	40	37.5	50.0%	29.5
05/12/2024 05:00:00	0.0	0	0	0	0.0	0.0%	0.0
05/12/2024 06:00:00	43.3	4	5	45	42.5	60.0%	36.0
05/12/2024 07:00:00	40.0	5	6	45	38.8	66.7%	36.2
05/12/2024 08:00:00	38.1	39	46	50	40.0	26.1%	31.0
05/12/2024 09:00:00	36.4	50	59	45	37.9	20.3%	29.8
05/12/2024 10:00:00	36.7	26	31	45	38.2	22.6%	29.3
05/12/2024 11:00:00	36.7	26	31	45	40.0	19.4%	29.3

05/12/2024 12:00:00	33.5	28	33	45	40.0	6.1%	27.1
05/12/2024 13:00:00	32.1	40	47	45	40.8	6.4%	27.5
05/12/2024 14:00:00	35.0	28	33	50	41.5	15.2%	29.7
05/12/2024 15:00:00	32.9	31	37	40	37.5	2.7%	27.8
05/12/2024 16:00:00	36.4	48	56	40	37.5	19.6%	28.5
05/12/2024 17:00:00	34.4	41	48	50	40.0	12.5%	28.0
05/12/2024 18:00:00	34.4	28	33	45	38.8	12.1%	28.3
05/12/2024 19:00:00	37.5	16	19	50	39.5	26.3%	31.6
05/12/2024 20:00:00	39.0	14	17	50	39.6	41.2%	32.7
05/12/2024 21:00:00	43.3	8	9	45	42.5	33.3%	30.4
05/12/2024 22:00:00	37.5	7	8	40	37.5	25.0%	30.1
05/12/2024 23:00:00	35.0	7	8	40	37.5	12.5%	28.5
06/12/2024 00:00:00	30.0	1	1	30	0.0	0.0%	27.0
06/12/2024 01:00:00	0.0	0	0	0	0.0	0.0%	0.0
06/12/2024 02:00:00	0.0	0	0	0	0.0	0.0%	0.0
06/12/2024 03:00:00	45.0	1	1	45	42.5	100.0%	42.0
06/12/2024 04:00:00	0.0	0	0	0	0.0	0.0%	0.0
06/12/2024 05:00:00	25.0	1	1	25	0.0	0.0%	22.0
06/12/2024 06:00:00	42.5	6	7	45	40.8	42.9%	34.1
06/12/2024 07:00:00	43.3	9	11	50	40.3	81.8%	38.5
06/12/2024 08:00:00	38.9	41	48	50	39.6	29.2%	30.5
06/12/2024 09:00:00	35.8	42	49	50	39.4	16.3%	29.7
06/12/2024 10:00:00	37.2	38	45	45	38.4	24.4%	30.2
06/12/2024 11:00:00	33.3	29	34	45	40.0	5.9%	27.9
06/12/2024 12:00:00	32.5	27	32	50	47.5	3.1%	26.9
06/12/2024 13:00:00	32.0	31	36	45	42.5	5.6%	25.8
06/12/2024 14:00:00	35.0	31	37	45	38.3	16.2%	27.8
06/12/2024 15:00:00	35.0	31	36	50	41.5	13.9%	29.1
06/12/2024 16:00:00	34.5	52	61	50	39.4	13.1%	27.2
06/12/2024 17:00:00	37.5	32	38	45	39.2	23.7%	28.6
06/12/2024 18:00:00	40.0	28	33	50	40.0	36.4%	31.7
06/12/2024 19:00:00	39.0	22	26	55	40.6	30.8%	31.9
06/12/2024 20:00:00	38.8	19	22	50	40.0	27.3%	30.4
06/12/2024 21:00:00	27.5	3	4	30	0.0	0.0%	24.5
06/12/2024 22:00:00	50.0	3	3	50	42.5	100.0%	42.0
06/12/2024 23:00:00	35.0	4	5	55	52.5	20.0%	31.0
07/12/2024 00:00:00	30.0	1	1	30	0.0	0.0%	27.0
07/12/2024 01:00:00	40.0	1	1	40	37.5	100.0%	37.0
07/12/2024 02:00:00	45.0	2	2	45	40.0	100.0%	39.5
07/12/2024 03:00:00	0.0	0	0	0	0.0	0.0%	0.0
07/12/2024 04:00:00	0.0	0	0	0	0.0	0.0%	0.0
07/12/2024 05:00:00	55.0	2	2	55	52.5	50.0%	37.0
07/12/2024 06:00:00	40.0	2	2	40	37.5	50.0%	32.0
07/12/2024 07:00:00	42.5	3	4	45	42.5	50.0%	34.5
07/12/2024 08:00:00	42.5	14	17	55	41.0	58.8%	35.6
07/12/2024 09:00:00	34.4	16	19	40	37.5	10.5%	29.6
07/12/2024 10:00:00	36.2	20	24	45	38.5	20.8%	29.3
07/12/2024 11:00:00	37.5	27	32	55	41.1	21.9%	28.8

07/12/2024 12:00:00	38.0	37	43	55	40.8	20.9%	29.3
07/12/2024 13:00:00	36.7	17	20	45	38.8	20.0%	29.6
07/12/2024 14:00:00	36.0	31	36	45	38.3	16.7%	29.8
07/12/2024 15:00:00	35.0	16	19	50	42.5	15.8%	29.3
07/12/2024 16:00:00	37.0	21	25	45	38.3	24.0%	29.2
07/12/2024 17:00:00	37.5	25	29	45	40.5	17.2%	29.4
07/12/2024 18:00:00	42.5	16	19	55	43.3	31.6%	33.2
07/12/2024 19:00:00	35.0	15	18	40	37.5	16.7%	28.8
07/12/2024 20:00:00	35.0	9	11	45	40.0	18.2%	31.2
07/12/2024 21:00:00	35.0	8	10	50	42.5	20.0%	29.0
07/12/2024 22:00:00	30.0	3	4	35	0.0	0.0%	27.0
07/12/2024 23:00:00	37.5	8	9	40	37.5	22.2%	27.7
08/12/2024 00:00:00	35.0	5	6	45	42.5	16.7%	29.5
08/12/2024 01:00:00	28.3	4	5	30	0.0	0.0%	25.2
08/12/2024 02:00:00	0.0	0	0	0	0.0	0.0%	0.0
08/12/2024 03:00:00	25.0	1	1	25	0.0	0.0%	22.0
08/12/2024 04:00:00	0.0	0	0	0	0.0	0.0%	0.0
08/12/2024 05:00:00	0.0	0	0	0	0.0	0.0%	0.0
08/12/2024 06:00:00	25.0	1	1	25	0.0	0.0%	22.0
08/12/2024 07:00:00	50.0	2	2	50	47.5	50.0%	37.0
08/12/2024 08:00:00	40.0	6	7	45	39.2	42.9%	31.4
08/12/2024 09:00:00	38.8	8	9	40	37.5	44.4%	29.3
08/12/2024 10:00:00	39.2	22	26	60	40.8	34.6%	30.9
08/12/2024 11:00:00	38.8	19	22	50	40.0	27.3%	30.5
08/12/2024 12:00:00	34.6	26	30	40	37.5	10.0%	29.9
08/12/2024 13:00:00	35.0	20	23	40	37.5	13.0%	29.0
08/12/2024 14:00:00	40.0	19	22	45	39.2	40.9%	30.5
08/12/2024 15:00:00	36.2	14	17	40	37.5	23.5%	30.1
08/12/2024 16:00:00	37.5	13	15	45	39.2	20.0%	28.5
08/12/2024 17:00:00	32.5	11	13	40	37.5	7.7%	25.9
08/12/2024 18:00:00	35.0	15	18	45	40.8	16.7%	28.8
08/12/2024 19:00:00	35.0	9	11	45	42.5	18.2%	29.0
08/12/2024 20:00:00	38.3	7	8	40	37.5	37.5%	30.8
08/12/2024 21:00:00	35.0	4	5	40	37.5	20.0%	30.0
08/12/2024 22:00:00	35.0	1	1	35	0.0	0.0%	32.0
08/12/2024 23:00:00	35.0	2	2	35	0.0	0.0%	29.5
09/12/2024 00:00:00	35.0	2	2	35	0.0	0.0%	29.5
09/12/2024 01:00:00	30.0	2	2	30	0.0	0.0%	24.5
09/12/2024 02:00:00	0.0	0	0	0	0.0	0.0%	0.0
09/12/2024 03:00:00	0.0	0	0	0	0.0	0.0%	0.0
09/12/2024 04:00:00	45.0	3	3	45	42.5	33.3%	33.7
09/12/2024 05:00:00	20.0	1	1	20	0.0	0.0%	17.0
09/12/2024 06:00:00	30.0	5	6	35	0.0	0.0%	26.2
09/12/2024 07:00:00	35.0	3	4	40	37.5	25.0%	32.0
09/12/2024 08:00:00	37.9	30	35	50	39.2	25.7%	30.8
09/12/2024 09:00:00	35.8	48	57	45	39.5	17.5%	28.8
09/12/2024 10:00:00	36.0	32	38	45	38.9	18.4%	29.2
09/12/2024 11:00:00	35.0	28	33	45	38.5	15.2%	27.5

09/12/2024 12:00:00	38.3	36	42	45	40.6	19.0%	29.9
09/12/2024 13:00:00	36.0	27	32	45	38.3	18.8%	28.3
09/12/2024 14:00:00	41.0	25	29	45	39.4	44.8%	32.3
09/12/2024 15:00:00	34.5	26	30	45	39.2	10.0%	28.2
09/12/2024 16:00:00	35.0	48	56	45	40.0	14.3%	26.8
09/12/2024 17:00:00	32.5	32	38	40	37.5	2.6%	27.0
09/12/2024 18:00:00	37.1	23	27	40	37.5	25.9%	30.0
09/12/2024 19:00:00	35.0	25	29	45	40.0	13.8%	29.8
09/12/2024 20:00:00	42.5	9	11	50	42.5	36.4%	33.5
09/12/2024 21:00:00	38.0	8	10	40	37.5	50.0%	34.0
09/12/2024 22:00:00	42.5	8	9	45	42.5	22.2%	30.3
09/12/2024 23:00:00	30.0	2	2	30	0.0	0.0%	27.0
10/12/2024 00:00:00	35.0	1	1	35	0.0	0.0%	32.0
10/12/2024 01:00:00	0.0	0	0	0	0.0	0.0%	0.0
10/12/2024 02:00:00	0.0	0	0	0	0.0	0.0%	0.0
10/12/2024 03:00:00	40.0	1	1	40	37.5	100.0%	37.0
10/12/2024 04:00:00	30.0	2	2	30	0.0	0.0%	24.5
10/12/2024 05:00:00	20.0	1	1	20	0.0	0.0%	17.0
10/12/2024 06:00:00	35.0	5	6	55	52.5	16.7%	29.5
10/12/2024 07:00:00	40.0	7	8	45	38.5	62.5%	34.6
10/12/2024 08:00:00	38.9	31	37	50	39.8	35.1%	32.4
10/12/2024 09:00:00	35.0	56	66	50	39.5	15.2%	28.9
10/12/2024 10:00:00	33.9	28	33	45	39.2	9.1%	27.2
10/12/2024 11:00:00	36.0	33	39	50	39.6	17.9%	27.2
10/12/2024 12:00:00	33.6	28	33	45	39.2	9.1%	27.5
10/12/2024 13:00:00	37.5	20	23	50	41.3	17.4%	29.3
10/12/2024 14:00:00	32.5	24	28	55	44.2	10.7%	27.3
10/12/2024 15:00:00	31.7	26	31	45	42.5	3.2%	26.2
10/12/2024 16:00:00	36.4	65	76	45	38.6	18.4%	28.3
10/12/2024 17:00:00	32.5	41	48	45	39.2	6.3%	26.8
10/12/2024 18:00:00	36.5	42	50	50	38.4	22.0%	30.1
10/12/2024 19:00:00	39.0	26	31	50	40.8	29.0%	32.5
10/12/2024 20:00:00	38.3	10	12	45	38.8	33.3%	31.3
10/12/2024 21:00:00	35.0	5	6	40	37.5	16.7%	29.5
10/12/2024 22:00:00	38.3	8	10	45	38.8	40.0%	29.6
10/12/2024 23:00:00	35.0	1	1	35	0.0	0.0%	32.0
11/12/2024 00:00:00	35.0	1	1	35	0.0	0.0%	32.0
11/12/2024 01:00:00	0.0	0	0	0	0.0	0.0%	0.0
11/12/2024 02:00:00	0.0	0	0	0	0.0	0.0%	0.0
11/12/2024 03:00:00	40.0	1	1	40	37.5	100.0%	37.0
11/12/2024 04:00:00	30.0	2	2	30	0.0	0.0%	24.5
11/12/2024 05:00:00	50.0	3	3	50	47.5	33.3%	32.0
11/12/2024 06:00:00	45.0	5	6	50	45.0	33.3%	31.3
11/12/2024 07:00:00	43.0	11	13	45	40.6	61.5%	35.6
11/12/2024 08:00:00	42.5	33	39	55	42.1	35.9%	33.3
11/12/2024 09:00:00	35.8	43	51	45	39.2	17.6%	29.8
11/12/2024 10:00:00	34.2	42	50	45	40.5	10.0%	29.2
11/12/2024 11:00:00	32.8	35	41	40	37.5	4.9%	26.2

11/12/2024 12:00:00	32.9	34	40	45	39.2	7.5%	26.0
11/12/2024 13:00:00	32.9	28	33	40	37.5	6.1%	27.1
11/12/2024 14:00:00	33.2	32	38	45	42.5	5.3%	28.0
11/12/2024 15:00:00	36.9	31	37	45	38.1	24.3%	28.9
11/12/2024 16:00:00	33.8	58	68	45	40.5	7.4%	28.5
11/12/2024 17:00:00	33.5	37	44	45	38.8	9.1%	28.0
11/12/2024 18:00:00	36.7	39	46	45	39.2	19.6%	29.9
11/12/2024 19:00:00	40.8	26	31	45	39.6	45.2%	33.0
11/12/2024 20:00:00	40.0	17	20	50	40.0	40.0%	31.7
11/12/2024 21:00:00	30.0	5	6	35	0.0	0.0%	27.0
11/12/2024 22:00:00	40.0	4	5	45	40.0	40.0%	35.0
11/12/2024 23:00:00	50.0	3	3	50	47.5	33.3%	30.3
12/12/2024 00:00:00	30.0	3	4	50	47.5	25.0%	29.5
12/12/2024 01:00:00	0.0	0	0	0	0.0	0.0%	0.0
12/12/2024 02:00:00	0.0	0	0	0	0.0	0.0%	0.0
12/12/2024 03:00:00	0.0	0	0	0	0.0	0.0%	0.0
12/12/2024 04:00:00	40.0	3	3	40	37.5	33.3%	27.3
12/12/2024 05:00:00	0.0	0	0	0	0.0	0.0%	0.0
12/12/2024 06:00:00	40.0	4	5	50	42.5	40.0%	35.2
12/12/2024 07:00:00	38.3	10	12	45	38.8	33.3%	30.3
12/12/2024 08:00:00	36.2	31	37	40	37.5	21.6%	29.2
12/12/2024 09:00:00	35.0	55	65	50	40.0	15.4%	29.4
12/12/2024 10:00:00	37.5	40	47	45	40.3	19.1%	29.1
12/12/2024 11:00:00	35.7	37	44	45	38.1	18.2%	29.0
12/12/2024 12:00:00	34.1	33	39	50	43.8	10.3%	29.0
12/12/2024 13:00:00	34.0	21	25	40	37.5	12.0%	28.4
12/12/2024 14:00:00	35.0	28	33	40	37.5	15.2%	26.5
12/12/2024 15:00:00	32.5	20	24	40	37.5	8.3%	26.7
12/12/2024 16:00:00	36.4	52	61	45	37.9	19.7%	29.6
12/12/2024 17:00:00	36.4	42	49	45	38.6	18.4%	28.9
12/12/2024 18:00:00	36.2	25	29	45	38.5	17.2%	29.6
12/12/2024 19:00:00	39.0	25	29	50	40.0	27.6%	31.8
12/12/2024 20:00:00	45.0	12	14	50	41.7	42.9%	34.1
12/12/2024 21:00:00	28.8	3	4	30	0.0	0.0%	27.3
12/12/2024 22:00:00	32.5	11	13	40	37.5	7.7%	26.7
12/12/2024 23:00:00	35.0	3	3	35	0.0	0.0%	27.0
13/12/2024 00:00:00	45.0	3	3	45	42.5	33.3%	33.7
13/12/2024 01:00:00	0.0	0	0	0	0.0	0.0%	0.0
13/12/2024 02:00:00	0.0	0	0	0	0.0	0.0%	0.0
13/12/2024 03:00:00	40.0	1	1	40	37.5	100.0%	37.0
13/12/2024 04:00:00	0.0	0	0	0	0.0	0.0%	0.0
13/12/2024 05:00:00	45.0	1	1	45	42.5	100.0%	42.0
13/12/2024 06:00:00	45.0	6	7	50	42.5	42.9%	33.4
13/12/2024 07:00:00	38.3	13	15	55	41.3	26.7%	31.7
13/12/2024 08:00:00	37.9	27	32	45	38.6	28.1%	31.3
13/12/2024 09:00:00	36.9	48	57	45	39.2	21.1%	29.0
13/12/2024 10:00:00	34.4	31	37	45	39.5	13.5%	25.6
13/12/2024 11:00:00	35.7	40	47	45	38.1	17.0%	28.0

13/12/2024 12:00:00	30.0	37	43	40	37.5	2.3%	25.0
13/12/2024 13:00:00	35.0	31	37	45	40.0	16.2%	29.2
13/12/2024 14:00:00	37.0	37	43	45	39.4	18.6%	29.3
13/12/2024 15:00:00	36.7	26	31	45	40.0	19.4%	29.5
13/12/2024 16:00:00	35.6	50	59	45	38.5	16.9%	29.2
13/12/2024 17:00:00	36.2	37	44	45	38.1	20.5%	29.8
13/12/2024 18:00:00	41.2	31	36	55	42.0	27.8%	32.1
13/12/2024 19:00:00	38.3	19	22	50	40.5	22.7%	31.7
13/12/2024 20:00:00	40.0	20	24	55	41.4	37.5%	32.2
13/12/2024 21:00:00	50.0	3	3	50	42.5	66.7%	37.0
13/12/2024 22:00:00	37.5	3	4	40	37.5	50.0%	31.0
13/12/2024 23:00:00	35.0	6	7	50	47.5	14.3%	29.9
14/12/2024 00:00:00	55.0	2	2	55	52.5	50.0%	39.5
14/12/2024 01:00:00	35.0	4	5	40	37.5	20.0%	30.0
14/12/2024 02:00:00	30.0	2	2	30	0.0	0.0%	27.0
14/12/2024 03:00:00	35.0	1	1	35	0.0	0.0%	32.0
14/12/2024 04:00:00	0.0	0	0	0	0.0	0.0%	0.0
14/12/2024 05:00:00	65.0	1	1	65	62.5	100.0%	62.0
14/12/2024 06:00:00	30.0	5	6	40	37.5	16.7%	28.0
14/12/2024 07:00:00	35.0	6	7	40	37.5	14.3%	29.4
14/12/2024 08:00:00	37.0	14	17	40	37.5	29.4%	30.4
14/12/2024 09:00:00	33.3	15	18	50	42.5	11.1%	27.7
14/12/2024 10:00:00	40.0	21	25	50	41.3	32.0%	33.0
14/12/2024 11:00:00	37.5	21	25	45	39.2	24.0%	30.1
14/12/2024 12:00:00	35.0	66	78	45	37.9	15.4%	29.2
14/12/2024 13:00:00	32.5	26	30	35	0.0	0.0%	27.1
14/12/2024 14:00:00	34.5	26	31	50	40.0	12.9%	28.5
14/12/2024 15:00:00	37.1	32	38	45	38.6	23.7%	28.0
14/12/2024 16:00:00	35.0	19	22	45	39.2	13.6%	28.0
14/12/2024 17:00:00	34.4	26	30	45	39.2	10.0%	28.1
14/12/2024 18:00:00	40.0	17	20	55	41.8	35.0%	32.3
14/12/2024 19:00:00	35.0	7	8	40	37.5	12.5%	28.9
14/12/2024 20:00:00	37.5	22	26	45	39.2	23.1%	28.4
14/12/2024 21:00:00	32.5	7	8	35	0.0	0.0%	27.1
14/12/2024 22:00:00	35.0	6	7	40	37.5	14.3%	26.4
14/12/2024 23:00:00	40.0	6	7	55	42.5	42.9%	32.0
15/12/2024 00:00:00	40.0	2	2	40	37.5	50.0%	32.0
15/12/2024 01:00:00	35.0	2	2	35	0.0	0.0%	29.5
15/12/2024 02:00:00	0.0	0	0	0	0.0	0.0%	0.0
15/12/2024 03:00:00	0.0	0	0	0	0.0	0.0%	0.0
15/12/2024 04:00:00	30.0	2	2	30	0.0	0.0%	27.5
15/12/2024 05:00:00	0.0	0	0	0	0.0	0.0%	0.0
15/12/2024 06:00:00	40.0	3	3	40	37.5	33.3%	25.3
15/12/2024 07:00:00	38.8	3	4	40	37.5	100.0%	37.3
15/12/2024 08:00:00	48.3	11	13	55	43.9	53.8%	36.8
15/12/2024 09:00:00	37.5	9	11	45	39.2	27.3%	31.1
15/12/2024 10:00:00	38.6	26	31	45	39.0	32.3%	29.3
15/12/2024 11:00:00	33.9	28	33	55	42.5	9.1%	28.3

15/12/2024 12:00:00	35.0	31	37	50	40.8	16.2%	29.0
15/12/2024 13:00:00	37.0	30	35	45	38.9	20.0%	29.2
15/12/2024 14:00:00	40.0	12	14	45	40.8	21.4%	28.4
15/12/2024 15:00:00	36.2	22	26	45	38.5	19.2%	30.0
15/12/2024 16:00:00	37.5	21	25	50	40.0	24.0%	29.4
15/12/2024 17:00:00	35.0	16	19	40	37.5	15.8%	30.3
15/12/2024 18:00:00	41.7	20	23	50	40.0	43.5%	32.3
15/12/2024 19:00:00	38.3	9	11	45	38.8	36.4%	31.2
15/12/2024 20:00:00	45.0	8	9	50	40.5	55.6%	34.8
15/12/2024 21:00:00	41.7	9	11	45	40.5	45.5%	33.0
15/12/2024 22:00:00	50.0	1	1	50	47.5	100.0%	47.0
15/12/2024 23:00:00	40.0	1	1	40	37.5	100.0%	37.0
16/12/2024 00:00:00	0.0	0	0	0	0.0	0.0%	0.0
16/12/2024 01:00:00	35.0	1	1	35	0.0	0.0%	32.0
16/12/2024 02:00:00	0.0	0	0	0	0.0	0.0%	0.0
16/12/2024 03:00:00	45.0	1	1	45	42.5	100.0%	42.0
16/12/2024 04:00:00	50.0	2	2	50	47.5	50.0%	34.5
16/12/2024 05:00:00	20.0	2	2	20	0.0	0.0%	14.5
16/12/2024 06:00:00	40.0	10	12	45	40.0	33.3%	30.8
16/12/2024 07:00:00	42.0	15	18	45	39.8	61.1%	34.7
16/12/2024 08:00:00	39.4	35	41	50	40.2	31.7%	30.3
16/12/2024 09:00:00	34.7	45	53	50	40.4	13.2%	29.5
16/12/2024 10:00:00	34.3	42	49	50	40.5	10.2%	26.3
16/12/2024 11:00:00	33.9	33	39	55	43.8	10.3%	29.2
16/12/2024 12:00:00	35.0	37	44	50	39.6	15.9%	29.1
16/12/2024 13:00:00	33.6	23	27	40	37.5	7.4%	27.8
16/12/2024 14:00:00	34.5	27	32	40	37.5	12.5%	27.7
16/12/2024 15:00:00	35.0	27	32	40	37.5	15.6%	28.6
16/12/2024 16:00:00	35.0	42	50	45	38.1	16.0%	28.5
16/12/2024 17:00:00	34.2	42	49	45	40.5	10.2%	28.0
16/12/2024 18:00:00	38.8	28	33	55	41.9	24.2%	30.5
16/12/2024 19:00:00	40.0	19	22	45	39.4	36.4%	31.9
16/12/2024 20:00:00	40.0	4	5	50	40.8	60.0%	35.0
16/12/2024 21:00:00	42.5	3	4	45	42.5	50.0%	30.8
16/12/2024 22:00:00	35.0	6	7	40	37.5	14.3%	29.3
16/12/2024 23:00:00	45.0	2	2	45	40.0	100.0%	39.5
17/12/2024 00:00:00	40.0	1	1	40	37.5	100.0%	37.0
17/12/2024 01:00:00	0.0	0	0	0	0.0	0.0%	0.0
17/12/2024 02:00:00	0.0	0	0	0	0.0	0.0%	0.0
17/12/2024 03:00:00	35.0	2	2	35	0.0	0.0%	29.5
17/12/2024 04:00:00	35.0	1	1	35	0.0	0.0%	32.0
17/12/2024 05:00:00	45.0	1	1	45	42.5	100.0%	42.0
17/12/2024 06:00:00	36.7	9	11	40	37.5	27.3%	29.8
17/12/2024 07:00:00	33.8	9	11	40	37.5	9.1%	28.5
17/12/2024 08:00:00	42.5	31	36	50	41.7	33.3%	31.6
17/12/2024 09:00:00	35.0	58	68	50	39.0	14.7%	29.1
17/12/2024 10:00:00	36.0	31	37	45	38.9	18.9%	29.4
17/12/2024 11:00:00	33.8	34	40	50	40.0	10.0%	27.6

17/12/2024 12:00:00	34.2	48	56	45	39.2	10.7%	27.2
17/12/2024 13:00:00	38.6	37	43	45	39.3	25.6%	29.0
17/12/2024 14:00:00	36.7	35	41	45	38.8	19.5%	29.0
17/12/2024 15:00:00	36.9	34	40	45	38.1	22.5%	29.0
17/12/2024 16:00:00	33.6	50	59	55	40.8	10.2%	27.1
17/12/2024 17:00:00	38.2	44	52	50	39.2	28.8%	29.4
17/12/2024 18:00:00	38.0	40	47	45	38.7	27.7%	31.3
17/12/2024 19:00:00	38.8	20	23	55	40.8	26.1%	30.7
17/12/2024 20:00:00	35.0	7	8	45	42.5	12.5%	31.4
17/12/2024 21:00:00	40.0	5	6	50	42.5	33.3%	31.2
17/12/2024 22:00:00	35.0	3	4	50	47.5	25.0%	33.3
17/12/2024 23:00:00	40.0	3	3	40	37.5	66.7%	35.3
18/12/2024 00:00:00	30.0	2	2	30	0.0	0.0%	27.5
18/12/2024 01:00:00	0.0	0	0	0	0.0	0.0%	0.0
18/12/2024 02:00:00	40.0	1	1	40	37.5	100.0%	37.0
18/12/2024 03:00:00	45.0	2	2	45	40.0	100.0%	39.5
18/12/2024 04:00:00	50.0	2	2	50	47.5	50.0%	34.5
18/12/2024 05:00:00	40.0	1	1	40	37.5	100.0%	37.0
18/12/2024 06:00:00	40.0	10	12	45	40.0	33.3%	31.6
18/12/2024 07:00:00	45.0	6	7	55	41.5	71.4%	37.7
18/12/2024 08:00:00	36.2	30	35	50	40.0	17.1%	28.6
18/12/2024 09:00:00	34.3	42	50	45	39.2	12.0%	28.7
18/12/2024 10:00:00	35.0	34	40	45	39.2	15.0%	28.7
18/12/2024 11:00:00	35.0	32	38	45	38.3	15.8%	27.1
18/12/2024 12:00:00	36.0	37	43	55	41.1	16.3%	28.1
18/12/2024 13:00:00	34.4	28	33	50	41.3	12.1%	27.8
18/12/2024 14:00:00	37.1	36	42	45	38.6	21.4%	28.5
18/12/2024 15:00:00	35.0	31	36	45	39.5	13.9%	28.5
18/12/2024 16:00:00	34.2	39	46	45	40.0	8.7%	29.4
18/12/2024 17:00:00	35.0	40	47	45	39.6	14.9%	27.8
18/12/2024 18:00:00	36.9	36	42	45	38.1	21.4%	28.2
18/12/2024 19:00:00	40.0	21	25	50	40.6	32.0%	32.2
18/12/2024 20:00:00	42.5	16	19	50	40.8	47.4%	33.6
18/12/2024 21:00:00	35.0	5	6	40	37.5	16.7%	31.3
18/12/2024 22:00:00	38.3	3	4	40	37.5	75.0%	36.0
18/12/2024 23:00:00	50.0	3	3	50	47.5	33.3%	32.0
19/12/2024 00:00:00	25.0	1	1	25	0.0	0.0%	22.0
19/12/2024 01:00:00	45.0	1	1	45	42.5	100.0%	42.0
19/12/2024 02:00:00	0.0	0	0	0	0.0	0.0%	0.0
19/12/2024 03:00:00	0.0	0	0	0	0.0	0.0%	0.0
19/12/2024 04:00:00	30.0	3	3	30	0.0	0.0%	27.0
19/12/2024 05:00:00	0.0	0	0	0	0.0	0.0%	0.0
19/12/2024 06:00:00	40.0	4	5	45	39.2	60.0%	33.0
19/12/2024 07:00:00	47.5	6	7	50	41.7	85.7%	40.0
19/12/2024 08:00:00	37.9	34	40	50	39.5	25.0%	29.0
19/12/2024 09:00:00	37.5	56	66	50	40.2	22.7%	30.6
19/12/2024 10:00:00	37.5	33	39	45	38.5	25.6%	28.4
19/12/2024 11:00:00	37.5	37	44	45	40.3	20.5%	29.8

19/12/2024 12:00:00	36.7	26	31	45	40.0	19.4%	30.2
19/12/2024 13:00:00	34.2	36	42	50	42.5	9.5%	29.3
19/12/2024 14:00:00	35.0	38	45	50	38.9	15.6%	29.4
19/12/2024 15:00:00	33.9	37	44	45	39.5	11.4%	27.7
19/12/2024 16:00:00	36.2	49	58	45	38.9	19.0%	27.9
19/12/2024 17:00:00	36.7	37	43	45	38.8	18.6%	29.4
19/12/2024 18:00:00	38.1	33	39	50	39.3	28.2%	30.1
19/12/2024 19:00:00	37.5	27	32	50	39.4	25.0%	31.0
19/12/2024 20:00:00	45.0	8	10	70	48.5	50.0%	35.5
19/12/2024 21:00:00	42.5	13	15	50	41.5	33.3%	33.5
19/12/2024 22:00:00	38.8	5	6	40	37.5	66.7%	35.5
19/12/2024 23:00:00	40.0	2	2	40	37.5	50.0%	32.0
20/12/2024 00:00:00	30.0	3	3	30	0.0	0.0%	27.0
20/12/2024 01:00:00	40.0	1	1	40	37.5	100.0%	37.0
20/12/2024 02:00:00	0.0	0	0	0	0.0	0.0%	0.0
20/12/2024 03:00:00	45.0	1	1	45	42.5	100.0%	42.0
20/12/2024 04:00:00	0.0	0	0	0	0.0	0.0%	0.0
20/12/2024 05:00:00	45.0	2	2	45	42.5	50.0%	37.0
20/12/2024 06:00:00	40.0	3	4	50	40.8	75.0%	38.3
20/12/2024 07:00:00	35.0	3	4	45	42.5	25.0%	33.3
20/12/2024 08:00:00	39.5	30	35	55	39.8	42.9%	32.7
20/12/2024 09:00:00	37.3	48	57	50	38.9	24.6%	30.4
20/12/2024 10:00:00	37.5	34	40	45	39.2	22.5%	28.5
20/12/2024 11:00:00	34.7	45	53	50	40.4	13.2%	27.8
20/12/2024 12:00:00	37.1	26	31	45	38.1	25.8%	30.5
20/12/2024 13:00:00	34.4	59	69	45	38.8	11.6%	28.8
20/12/2024 14:00:00	37.0	36	42	45	39.4	19.0%	27.9
20/12/2024 15:00:00	34.5	41	48	50	39.2	12.5%	28.2
20/12/2024 16:00:00	38.1	32	38	45	38.9	28.9%	30.4
20/12/2024 17:00:00	34.7	41	48	45	39.2	12.5%	29.4
20/12/2024 18:00:00	38.0	30	35	45	39.4	22.9%	29.6
20/12/2024 19:00:00	41.7	20	23	50	40.6	34.8%	33.0
20/12/2024 20:00:00	38.6	14	16	40	37.5	43.8%	30.9
20/12/2024 21:00:00	32.5	10	12	40	37.5	8.3%	27.6
20/12/2024 22:00:00	40.0	7	8	45	38.5	62.5%	34.0
20/12/2024 23:00:00	45.0	4	5	50	42.5	60.0%	37.0
21/12/2024 00:00:00	40.0	2	2	40	37.5	50.0%	32.0
21/12/2024 01:00:00	35.0	2	2	35	0.0	0.0%	29.5
21/12/2024 02:00:00	35.0	2	2	35	0.0	0.0%	29.5
21/12/2024 03:00:00	0.0	0	0	0	0.0	0.0%	0.0
21/12/2024 04:00:00	0.0	0	0	0	0.0	0.0%	0.0
21/12/2024 05:00:00	0.0	0	0	0	0.0	0.0%	0.0
21/12/2024 06:00:00	45.0	2	2	45	40.0	100.0%	39.5
21/12/2024 07:00:00	30.0	4	5	45	42.5	20.0%	30.2
21/12/2024 08:00:00	40.0	14	16	45	39.5	31.3%	30.3
21/12/2024 09:00:00	36.2	20	24	55	40.5	20.8%	31.2
21/12/2024 10:00:00	40.0	20	23	45	40.5	21.7%	30.6
21/12/2024 11:00:00	38.6	33	39	50	39.8	28.2%	30.2

21/12/2024 12:00:00	38.0	25	29	50	39.6	24.1%	29.2
21/12/2024 13:00:00	41.0	26	31	50	40.4	38.7%	32.0
21/12/2024 14:00:00	36.2	32	38	50	40.4	18.4%	29.2
21/12/2024 15:00:00	37.0	20	23	40	37.5	21.7%	29.1
21/12/2024 16:00:00	35.0	27	32	45	38.5	15.6%	29.2
21/12/2024 17:00:00	37.5	26	30	45	40.5	16.7%	28.8
21/12/2024 18:00:00	40.0	26	30	50	40.8	30.0%	30.6
21/12/2024 19:00:00	40.0	13	15	55	42.5	33.3%	32.9
21/12/2024 20:00:00	45.0	12	14	55	43.1	57.1%	37.1
21/12/2024 21:00:00	40.0	5	6	50	40.8	50.0%	35.3
21/12/2024 22:00:00	35.0	5	6	40	37.5	16.7%	30.3
21/12/2024 23:00:00	30.0	3	4	40	37.5	25.0%	25.8
22/12/2024 00:00:00	40.0	3	4	45	40.0	50.0%	33.3
22/12/2024 01:00:00	0.0	0	0	0	0.0	0.0%	0.0
22/12/2024 02:00:00	35.0	2	2	35	0.0	0.0%	27.0
22/12/2024 03:00:00	0.0	0	0	0	0.0	0.0%	0.0
22/12/2024 04:00:00	30.0	1	1	30	0.0	0.0%	27.0
22/12/2024 05:00:00	0.0	0	0	0	0.0	0.0%	0.0
22/12/2024 06:00:00	40.0	2	2	40	37.5	50.0%	32.0
22/12/2024 07:00:00	40.0	2	2	40	37.5	50.0%	24.5
22/12/2024 08:00:00	35.0	8	10	55	47.5	20.0%	31.0
22/12/2024 09:00:00	38.8	5	6	40	37.5	66.7%	35.3
22/12/2024 10:00:00	42.5	14	16	50	41.5	31.3%	30.4
22/12/2024 11:00:00	40.0	24	28	55	41.9	28.6%	30.1
22/12/2024 12:00:00	34.5	49	58	45	38.1	13.8%	27.9
22/12/2024 13:00:00	40.0	28	33	50	41.4	27.3%	30.3
22/12/2024 14:00:00	38.3	28	33	45	39.2	27.3%	29.4
22/12/2024 15:00:00	35.0	32	38	45	39.2	15.8%	23.9
22/12/2024 16:00:00	35.0	15	18	50	44.2	16.7%	30.1
22/12/2024 17:00:00	41.7	14	16	45	40.0	37.5%	33.3
22/12/2024 18:00:00	45.0	14	16	55	44.5	31.3%	33.1
22/12/2024 19:00:00	40.0	8	10	55	45.8	30.0%	34.1
22/12/2024 20:00:00	40.0	11	13	55	44.2	23.1%	31.0
22/12/2024 21:00:00	30.0	3	3	30	0.0	0.0%	23.7
22/12/2024 22:00:00	40.0	2	2	40	37.5	50.0%	34.5
22/12/2024 23:00:00	33.3	4	5	35	0.0	0.0%	29.0
23/12/2024 00:00:00	60.0	2	2	60	50.0	100.0%	49.5
23/12/2024 01:00:00	0.0	0	0	0	0.0	0.0%	0.0
23/12/2024 02:00:00	0.0	0	0	0	0.0	0.0%	0.0
23/12/2024 03:00:00	65.0	1	1	65	62.5	100.0%	62.0
23/12/2024 04:00:00	50.0	3	3	50	47.5	66.7%	40.3
23/12/2024 05:00:00	0.0	0	0	0	0.0	0.0%	0.0
23/12/2024 06:00:00	40.0	3	4	45	40.0	50.0%	34.5
23/12/2024 07:00:00	41.7	9	11	45	40.5	45.5%	33.0
23/12/2024 08:00:00	38.3	23	27	55	42.5	22.2%	28.4
23/12/2024 09:00:00	37.0	31	36	45	38.9	19.4%	30.7
23/12/2024 10:00:00	35.8	44	52	50	39.7	17.3%	28.8
23/12/2024 11:00:00	37.5	43	51	45	38.2	27.5%	29.8

23/12/2024 12:00:00	32.9	30	35	45	40.0	5.7%	27.4
23/12/2024 13:00:00	37.5	42	49	45	40.3	18.4%	29.0
23/12/2024 14:00:00	33.3	32	38	50	42.5	7.9%	27.8
23/12/2024 15:00:00	35.0	38	45	45	38.2	15.6%	28.0
23/12/2024 16:00:00	35.7	39	46	45	38.1	17.4%	28.3
23/12/2024 17:00:00	40.0	26	30	45	40.0	26.7%	31.0
23/12/2024 18:00:00	37.5	14	17	45	38.5	29.4%	30.4
23/12/2024 19:00:00	40.0	17	20	45	40.5	25.0%	31.0
23/12/2024 20:00:00	41.7	13	15	45	40.5	33.3%	32.1
23/12/2024 21:00:00	42.5	5	6	45	40.0	66.7%	36.2
23/12/2024 22:00:00	37.5	5	6	40	37.5	33.3%	31.2
23/12/2024 23:00:00	35.0	3	4	40	37.5	25.0%	30.8
24/12/2024 00:00:00	0.0	0	0	0	0.0	0.0%	0.0
24/12/2024 01:00:00	40.0	1	1	40	37.5	100.0%	37.0
24/12/2024 02:00:00	40.0	1	1	40	37.5	100.0%	37.0
24/12/2024 03:00:00	0.0	0	0	0	0.0	0.0%	0.0
24/12/2024 04:00:00	30.0	1	1	30	0.0	0.0%	27.0
24/12/2024 05:00:00	0.0	0	0	0	0.0	0.0%	0.0
24/12/2024 06:00:00	40.0	3	3	40	37.5	33.3%	27.0
24/12/2024 07:00:00	40.0	3	3	40	37.5	33.3%	30.7
24/12/2024 08:00:00	40.0	21	25	50	40.0	40.0%	30.4
24/12/2024 09:00:00	40.0	24	28	55	40.8	32.1%	31.1
24/12/2024 10:00:00	35.0	37	44	50	39.6	15.9%	29.3
24/12/2024 11:00:00	37.5	37	43	50	39.7	20.9%	29.3
24/12/2024 12:00:00	39.4	28	33	45	39.0	39.4%	31.8
24/12/2024 13:00:00	38.9	30	35	45	38.8	34.3%	31.4
24/12/2024 14:00:00	37.5	28	33	45	38.1	27.3%	29.7
24/12/2024 15:00:00	37.5	20	24	50	41.5	20.8%	29.0
24/12/2024 16:00:00	35.0	25	29	50	41.3	13.8%	28.4
24/12/2024 17:00:00	36.7	20	24	50	40.5	20.8%	29.2
24/12/2024 18:00:00	43.0	10	12	45	41.7	50.0%	33.8
24/12/2024 19:00:00	39.0	20	23	50	39.6	30.4%	32.0
24/12/2024 20:00:00	40.0	8	9	45	40.0	22.2%	24.8
24/12/2024 21:00:00	37.5	8	9	40	37.5	22.2%	28.8
24/12/2024 22:00:00	25.0	1	1	25	0.0	0.0%	22.0
24/12/2024 23:00:00	40.0	3	4	45	40.0	50.0%	34.5
25/12/2024 00:00:00	0.0	0	0	0	0.0	0.0%	0.0
25/12/2024 01:00:00	0.0	0	0	0	0.0	0.0%	0.0
25/12/2024 02:00:00	30.0	1	1	30	0.0	0.0%	27.0
25/12/2024 03:00:00	0.0	0	0	0	0.0	0.0%	0.0
25/12/2024 04:00:00	0.0	0	0	0	0.0	0.0%	0.0
25/12/2024 05:00:00	0.0	0	0	0	0.0	0.0%	0.0
25/12/2024 06:00:00	50.0	1	1	50	47.5	100.0%	47.0
25/12/2024 07:00:00	32.5	3	4	35	0.0	0.0%	29.5
25/12/2024 08:00:00	55.0	3	3	55	52.5	33.3%	37.0
25/12/2024 09:00:00	38.8	5	6	40	37.5	66.7%	33.8
25/12/2024 10:00:00	45.0	11	13	50	42.5	46.2%	32.8
25/12/2024 11:00:00	40.0	19	22	50	40.4	31.8%	32.0

25/12/2024 12:00:00	43.8	18	21	55	43.1	42.9%	35.8
25/12/2024 13:00:00	36.2	18	21	40	37.5	19.0%	29.5
25/12/2024 14:00:00	38.3	16	19	50	40.5	26.3%	29.5
25/12/2024 15:00:00	35.0	8	9	40	37.5	11.1%	28.2
25/12/2024 16:00:00	33.8	14	16	45	42.5	6.3%	27.7
25/12/2024 17:00:00	34.0	9	11	40	37.5	9.1%	30.4
25/12/2024 18:00:00	40.0	9	11	50	41.3	36.4%	33.0
25/12/2024 19:00:00	42.5	4	5	45	42.5	40.0%	35.2
25/12/2024 20:00:00	40.0	7	8	50	42.5	25.0%	31.5
25/12/2024 21:00:00	41.7	9	11	45	41.3	36.4%	31.7
25/12/2024 22:00:00	42.5	6	7	45	40.8	42.9%	34.3
25/12/2024 23:00:00	37.5	3	4	40	37.5	50.0%	32.0
26/12/2024 00:00:00	45.0	1	1	45	42.5	100.0%	42.0
26/12/2024 01:00:00	0.0	0	0	0	0.0	0.0%	0.0
26/12/2024 02:00:00	0.0	0	0	0	0.0	0.0%	0.0
26/12/2024 03:00:00	0.0	0	0	0	0.0	0.0%	0.0
26/12/2024 04:00:00	0.0	0	0	0	0.0	0.0%	0.0
26/12/2024 05:00:00	0.0	0	0	0	0.0	0.0%	0.0
26/12/2024 06:00:00	0.0	0	0	0	0.0	0.0%	0.0
26/12/2024 07:00:00	30.0	1	1	30	0.0	0.0%	27.0
26/12/2024 08:00:00	35.0	5	6	45	42.5	16.7%	27.8
26/12/2024 09:00:00	35.0	8	10	45	40.0	20.0%	26.0
26/12/2024 10:00:00	34.5	14	17	55	50.0	11.8%	31.9
26/12/2024 11:00:00	37.5	19	22	45	38.5	22.7%	29.4
26/12/2024 12:00:00	38.6	30	35	55	40.5	28.6%	31.7
26/12/2024 13:00:00	40.0	20	23	50	40.8	26.1%	30.2
26/12/2024 14:00:00	45.0	8	9	50	42.5	33.3%	32.6
26/12/2024 15:00:00	40.0	18	21	50	41.1	33.3%	30.9
26/12/2024 16:00:00	40.0	13	15	55	41.5	33.3%	31.1
26/12/2024 17:00:00	42.5	11	13	65	43.3	46.2%	36.0
26/12/2024 18:00:00	37.5	8	9	40	37.5	22.2%	28.8
26/12/2024 19:00:00	37.5	8	10	45	39.2	30.0%	30.0
26/12/2024 20:00:00	45.0	7	8	50	41.3	50.0%	33.9
26/12/2024 21:00:00	40.0	3	3	40	37.5	33.3%	33.7
26/12/2024 22:00:00	30.0	4	5	40	37.5	20.0%	28.0
26/12/2024 23:00:00	35.0	3	4	45	42.5	25.0%	33.5
27/12/2024 00:00:00	0.0	0	0	0	0.0	0.0%	0.0
27/12/2024 01:00:00	35.0	1	1	35	0.0	0.0%	32.0
27/12/2024 02:00:00	0.0	0	0	0	0.0	0.0%	0.0
27/12/2024 03:00:00	45.0	1	1	45	42.5	100.0%	42.0
27/12/2024 04:00:00	0.0	0	0	0	0.0	0.0%	0.0
27/12/2024 05:00:00	60.0	1	1	60	57.5	100.0%	57.0
27/12/2024 06:00:00	15.0	1	1	15	0.0	0.0%	12.0
27/12/2024 07:00:00	37.5	3	4	40	37.5	50.0%	33.3
27/12/2024 08:00:00	37.5	9	11	40	37.5	36.4%	30.3
27/12/2024 09:00:00	41.7	15	18	50	40.6	44.4%	30.7
27/12/2024 10:00:00	35.0	16	19	40	37.5	15.8%	29.1
27/12/2024 11:00:00	37.0	25	29	45	38.3	20.7%	29.3

27/12/2024 12:00:00	38.3	28	33	45	38.4	33.3%	30.2
27/12/2024 13:00:00	39.0	29	34	50	41.4	26.5%	29.9
27/12/2024 14:00:00	42.5	21	25	50	41.1	44.0%	33.5
27/12/2024 15:00:00	35.0	19	22	40	37.5	13.6%	27.4
27/12/2024 16:00:00	37.0	27	32	50	39.6	21.9%	29.7
27/12/2024 17:00:00	36.7	14	17	55	41.3	23.5%	30.1
27/12/2024 18:00:00	40.0	14	17	50	39.7	52.9%	33.8
27/12/2024 19:00:00	40.0	18	21	50	40.4	33.3%	32.4
27/12/2024 20:00:00	42.5	7	8	45	39.5	62.5%	35.3
27/12/2024 21:00:00	42.5	5	6	45	42.5	33.3%	32.2
27/12/2024 22:00:00	40.0	2	2	40	37.5	50.0%	34.5
27/12/2024 23:00:00	35.0	2	2	35	0.0	0.0%	29.5
28/12/2024 00:00:00	25.0	2	2	25	0.0	0.0%	22.5
28/12/2024 01:00:00	0.0	0	0	0	0.0	0.0%	0.0
28/12/2024 02:00:00	0.0	0	0	0	0.0	0.0%	0.0
28/12/2024 03:00:00	0.0	0	0	0	0.0	0.0%	0.0
28/12/2024 04:00:00	0.0	0	0	0	0.0	0.0%	0.0
28/12/2024 05:00:00	55.0	1	1	55	52.5	100.0%	52.0
28/12/2024 06:00:00	25.0	1	1	25	0.0	0.0%	22.0
28/12/2024 07:00:00	40.0	1	1	40	37.5	100.0%	37.0
28/12/2024 08:00:00	40.0	7	8	50	40.8	37.5%	30.9
28/12/2024 09:00:00	38.6	16	19	45	38.1	42.1%	31.9
28/12/2024 10:00:00	40.0	19	22	45	39.0	45.5%	31.5
28/12/2024 11:00:00	37.9	27	32	50	39.2	28.1%	29.5
28/12/2024 12:00:00	37.9	32	38	50	39.5	26.3%	31.3
28/12/2024 13:00:00	37.0	31	37	50	40.0	21.6%	28.7
28/12/2024 14:00:00	41.7	20	24	55	41.5	41.7%	33.6
28/12/2024 15:00:00	41.4	26	31	45	41.4	29.0%	32.3
28/12/2024 16:00:00	40.0	17	20	55	41.7	30.0%	33.0
28/12/2024 17:00:00	37.5	13	15	40	37.5	26.7%	29.4
28/12/2024 18:00:00	37.5	20	24	45	39.2	25.0%	29.0
28/12/2024 19:00:00	34.0	20	24	45	39.2	12.5%	28.0
28/12/2024 20:00:00	50.0	8	9	60	46.3	44.4%	35.9
28/12/2024 21:00:00	40.0	6	7	45	40.0	28.6%	30.6
28/12/2024 22:00:00	32.5	4	5	35	0.0	0.0%	29.0
28/12/2024 23:00:00	40.0	3	4	50	42.5	50.0%	33.3
29/12/2024 00:00:00	40.0	2	2	40	37.5	50.0%	32.0
29/12/2024 01:00:00	35.0	2	2	35	0.0	0.0%	29.5
29/12/2024 02:00:00	0.0	0	0	0	0.0	0.0%	0.0
29/12/2024 03:00:00	0.0	0	0	0	0.0	0.0%	0.0
29/12/2024 04:00:00	35.0	1	1	35	0.0	0.0%	32.0
29/12/2024 05:00:00	0.0	0	0	0	0.0	0.0%	0.0
29/12/2024 06:00:00	15.0	1	1	15	0.0	0.0%	12.0
29/12/2024 07:00:00	55.0	2	2	55	52.5	50.0%	37.0
29/12/2024 08:00:00	35.0	5	6	45	42.5	16.7%	29.5
29/12/2024 09:00:00	50.0	2	2	50	42.5	100.0%	42.0
29/12/2024 10:00:00	40.0	20	24	55	43.3	25.0%	29.9
29/12/2024 11:00:00	40.0	21	25	60	45.0	24.0%	29.8

29/12/2024 12:00:00	38.0	22	26	45	38.9	26.9%	30.2
29/12/2024 13:00:00	35.0	23	27	45	40.0	14.8%	29.3
29/12/2024 14:00:00	42.1	26	31	50	41.6	35.5%	33.3
29/12/2024 15:00:00	34.0	20	24	50	44.2	12.5%	29.1
29/12/2024 16:00:00	37.5	13	15	45	39.2	20.0%	29.7
29/12/2024 17:00:00	35.0	19	22	50	40.8	13.6%	28.5
29/12/2024 18:00:00	37.5	13	15	45	39.2	20.0%	29.9
29/12/2024 19:00:00	40.0	7	8	45	39.2	37.5%	33.3
29/12/2024 20:00:00	32.5	6	7	35	0.0	0.0%	27.7
29/12/2024 21:00:00	35.0	5	6	45	42.5	16.7%	31.3
29/12/2024 22:00:00	45.0	3	4	60	45.8	75.0%	42.0
29/12/2024 23:00:00	45.0	1	1	45	42.5	100.0%	42.0
30/12/2024 00:00:00	30.0	1	1	30	0.0	0.0%	27.0
30/12/2024 01:00:00	0.0	0	0	0	0.0	0.0%	0.0
30/12/2024 02:00:00	0.0	0	0	0	0.0	0.0%	0.0
30/12/2024 03:00:00	50.0	2	2	50	47.5	50.0%	39.5
30/12/2024 04:00:00	30.0	1	1	30	0.0	0.0%	27.0
30/12/2024 05:00:00	35.0	2	2	35	0.0	0.0%	32.5
30/12/2024 06:00:00	55.0	3	3	55	52.5	33.3%	33.7
30/12/2024 07:00:00	40.0	5	6	60	44.2	50.0%	35.3
30/12/2024 08:00:00	43.3	12	14	50	42.5	35.7%	32.1
30/12/2024 09:00:00	39.4	23	27	75	42.0	40.7%	32.9
30/12/2024 10:00:00	37.5	26	31	50	43.3	19.4%	30.9
30/12/2024 11:00:00	35.0	31	36	50	42.5	13.9%	29.2
30/12/2024 12:00:00	38.6	31	36	45	39.0	27.8%	30.4
30/12/2024 13:00:00	41.2	27	32	55	43.1	25.0%	31.6
30/12/2024 14:00:00	37.9	26	30	45	38.1	26.7%	30.7
30/12/2024 15:00:00	36.2	28	33	45	39.2	18.2%	30.5
30/12/2024 16:00:00	40.0	31	37	45	40.2	29.7%	31.4
30/12/2024 17:00:00	32.5	14	16	40	37.5	6.3%	26.9
30/12/2024 18:00:00	38.3	20	23	45	39.5	21.7%	31.3
30/12/2024 19:00:00	35.0	12	14	40	37.5	14.3%	30.3
30/12/2024 20:00:00	47.5	9	11	55	44.2	54.5%	35.7
30/12/2024 21:00:00	30.0	5	6	40	37.5	16.7%	27.0
30/12/2024 22:00:00	45.0	3	3	45	42.5	66.7%	37.0
30/12/2024 23:00:00	30.0	2	2	30	0.0	0.0%	24.5
31/12/2024 00:00:00	50.0	2	2	50	47.5	50.0%	37.0
31/12/2024 01:00:00	45.0	1	1	45	42.5	100.0%	42.0
31/12/2024 02:00:00	30.0	1	1	30	0.0	0.0%	27.0
31/12/2024 03:00:00	0.0	0	0	0	0.0	0.0%	0.0
31/12/2024 04:00:00	30.0	2	2	30	0.0	0.0%	27.5
31/12/2024 05:00:00	0.0	0	0	0	0.0	0.0%	0.0
31/12/2024 06:00:00	40.0	3	4	45	40.0	50.0%	33.3
31/12/2024 07:00:00	45.0	6	7	50	42.5	42.9%	34.1
31/12/2024 08:00:00	45.0	12	14	50	42.5	35.7%	31.0
31/12/2024 09:00:00	38.0	14	17	45	38.3	35.3%	31.2
31/12/2024 10:00:00	37.5	22	26	50	40.0	23.1%	30.5
31/12/2024 11:00:00	37.5	36	42	45	40.0	19.0%	30.0

31/12/2024 12:00:00	38.6	21	25	45	38.6	36.0%	30.4
31/12/2024 13:00:00	37.5	27	32	50	41.7	18.8%	29.7
31/12/2024 14:00:00	38.8	16	19	45	39.2	31.6%	31.4
31/12/2024 15:00:00	38.8	24	28	60	42.5	25.0%	29.7
31/12/2024 16:00:00	37.0	30	35	65	42.5	20.0%	29.2
31/12/2024 17:00:00	38.6	24	28	50	38.3	42.9%	32.0
31/12/2024 18:00:00	46.2	16	19	50	42.5	52.6%	34.3
31/12/2024 19:00:00	30.0	3	4	45	42.5	25.0%	31.0
31/12/2024 20:00:00	45.0	4	5	50	42.5	60.0%	36.0
31/12/2024 21:00:00	35.0	4	5	45	42.5	20.0%	31.0
31/12/2024 22:00:00	40.0	5	6	50	42.5	33.3%	32.0
31/12/2024 23:00:00	30.0	3	4	35	0.0	0.0%	28.3
01/01/2025 00:00:00	30.0	2	2	30	0.0	0.0%	24.5
01/01/2025 01:00:00	45.0	2	2	45	42.5	50.0%	37.0
01/01/2025 02:00:00	55.0	2	2	55	50.0	100.0%	49.5
01/01/2025 03:00:00	0.0	0	0	0	0.0	0.0%	0.0
01/01/2025 04:00:00	0.0	0	0	0	0.0	0.0%	0.0
01/01/2025 05:00:00	0.0	0	0	0	0.0	0.0%	0.0
01/01/2025 06:00:00	0.0	0	0	0	0.0	0.0%	0.0
01/01/2025 07:00:00	45.0	2	2	45	42.5	50.0%	37.0
01/01/2025 08:00:00	35.0	4	5	40	37.5	20.0%	30.0
01/01/2025 09:00:00	50.0	6	7	55	41.7	85.7%	39.1
01/01/2025 10:00:00	37.5	5	6	40	37.5	33.3%	28.7
01/01/2025 11:00:00	36.7	16	19	45	38.8	21.1%	29.5
01/01/2025 12:00:00	35.0	8	9	45	42.5	11.1%	29.9
01/01/2025 13:00:00	39.2	20	24	55	40.3	37.5%	32.6
01/01/2025 14:00:00	36.7	10	12	40	37.5	25.0%	29.2
01/01/2025 15:00:00	34.0	14	17	40	37.5	11.8%	29.0
01/01/2025 16:00:00	40.0	14	16	45	39.2	37.5%	29.9
01/01/2025 17:00:00	39.0	14	16	50	39.2	37.5%	31.8
01/01/2025 18:00:00	37.5	4	5	40	37.5	40.0%	30.0
01/01/2025 19:00:00	35.0	9	11	40	37.5	18.2%	28.2
01/01/2025 20:00:00	40.0	4	5	45	40.0	40.0%	33.0
01/01/2025 21:00:00	40.0	6	7	45	40.0	28.6%	30.6
01/01/2025 22:00:00	45.0	3	3	45	42.5	33.3%	33.7
01/01/2025 23:00:00	25.0	1	1	25	0.0	0.0%	22.0
02/01/2025 00:00:00	30.0	1	1	30	0.0	0.0%	27.0
02/01/2025 01:00:00	40.0	1	1	40	37.5	100.0%	37.0
02/01/2025 02:00:00	30.0	1	1	30	0.0	0.0%	27.0
02/01/2025 03:00:00	0.0	0	0	0	0.0	0.0%	0.0
02/01/2025 04:00:00	30.0	2	2	30	0.0	0.0%	22.0
02/01/2025 05:00:00	0.0	0	0	0	0.0	0.0%	0.0
02/01/2025 06:00:00	30.0	4	5	35	0.0	0.0%	25.2
02/01/2025 07:00:00	42.5	4	5	45	42.5	40.0%	31.0
02/01/2025 08:00:00	33.3	14	16	35	0.0	0.0%	27.8
02/01/2025 09:00:00	37.0	20	23	40	37.5	21.7%	30.9
02/01/2025 10:00:00	38.8	22	26	60	41.8	26.9%	29.5
02/01/2025 11:00:00	34.5	31	36	50	40.0	11.1%	28.7

02/01/2025 12:00:00	38.3	26	30	50	40.8	20.0%	29.3
02/01/2025 13:00:00	37.5	24	28	50	40.0	21.4%	30.6
02/01/2025 14:00:00	38.3	24	28	50	40.8	21.4%	30.1
02/01/2025 15:00:00	35.0	28	33	50	39.5	15.2%	29.0
02/01/2025 16:00:00	35.0	25	29	45	38.8	13.8%	29.1
02/01/2025 17:00:00	39.0	22	26	60	41.9	30.8%	32.5
02/01/2025 18:00:00	36.2	26	30	45	38.5	16.7%	29.1
02/01/2025 19:00:00	37.0	20	24	45	38.3	25.0%	29.3
02/01/2025 20:00:00	37.5	5	6	40	37.5	33.3%	29.5
02/01/2025 21:00:00	42.5	6	7	45	42.5	28.6%	32.7
02/01/2025 22:00:00	40.0	1	1	40	37.5	100.0%	37.0
02/01/2025 23:00:00	30.0	3	3	30	0.0	0.0%	25.3
03/01/2025 00:00:00	30.0	2	2	30	0.0	0.0%	24.5
03/01/2025 01:00:00	30.0	2	2	30	0.0	0.0%	27.5
03/01/2025 02:00:00	0.0	0	0	0	0.0	0.0%	0.0
03/01/2025 03:00:00	45.0	2	2	45	40.0	100.0%	39.5
03/01/2025 04:00:00	0.0	0	0	0	0.0	0.0%	0.0
03/01/2025 05:00:00	35.0	1	1	35	0.0	0.0%	32.0
03/01/2025 06:00:00	32.5	3	4	35	0.0	0.0%	28.3
03/01/2025 07:00:00	40.0	9	11	55	43.8	36.4%	32.0
03/01/2025 08:00:00	33.3	16	19	40	37.5	5.3%	27.4
03/01/2025 09:00:00	33.1	26	31	40	37.5	6.5%	26.9
03/01/2025 10:00:00	32.0	25	29	45	42.5	3.4%	26.1
03/01/2025 11:00:00	33.8	21	25	40	37.5	12.0%	27.0
03/01/2025 12:00:00	34.4	22	26	50	40.8	11.5%	30.1

Day/Time Ending	85th pctl (MPH)	85th pctl cnts	Total Cnts	Max Speed	Avg Speeder	% Speeders	Avg Speed
02/12/2024 00:00:00	38.0	133	156	60	40.3	23.7%	30.5
03/12/2024 00:00:00	35.8	442	520	50	39.3	16.9%	28.4
04/12/2024 00:00:00	37.5	455	535	60	40.2	21.3%	29.2
05/12/2024 00:00:00	36.4	428	504	50	39.2	18.8%	29.0
06/12/2024 00:00:00	36.2	450	529	50	39.3	18.0%	29.2
07/12/2024 00:00:00	37.1	450	530	55	40.0	20.6%	29.3
08/12/2024 00:00:00	37.8	299	352	55	40.3	22.7%	30.0
09/12/2024 00:00:00	37.4	204	240	60	39.3	22.9%	29.6
10/12/2024 00:00:00	36.6	421	495	50	39.4	19.0%	29.1
11/12/2024 00:00:00	36.2	462	543	55	39.6	17.9%	28.8
12/12/2024 00:00:00	36.3	494	581	55	40.2	17.6%	29.2
13/12/2024 00:00:00	36.2	458	539	50	39.2	18.2%	29.2
14/12/2024 00:00:00	37.1	469	552	55	39.9	20.5%	29.4
15/12/2024 00:00:00	36.2	352	414	65	39.7	18.1%	29.2
16/12/2024 00:00:00	38.4	264	311	55	40.0	27.0%	30.3
17/12/2024 00:00:00	36.8	447	526	55	40.0	19.4%	29.2
18/12/2024 00:00:00	36.7	502	591	55	39.5	20.0%	29.2
19/12/2024 00:00:00	36.8	455	535	55	39.8	19.6%	29.1
20/12/2024 00:00:00	37.6	489	575	70	40.0	22.4%	29.8
21/12/2024 00:00:00	37.5	488	574	55	39.3	23.0%	29.8
22/12/2024 00:00:00	38.7	319	375	55	40.3	26.4%	30.5
23/12/2024 00:00:00	38.6	267	314	60	41.2	24.2%	29.5
24/12/2024 00:00:00	37.4	422	496	65	39.9	21.2%	29.5
25/12/2024 00:00:00	38.5	327	385	55	39.7	27.5%	30.1
26/12/2024 00:00:00	40.0	165	194	55	41.1	29.9%	31.7
27/12/2024 00:00:00	39.0	179	211	65	41.1	28.0%	30.9
28/12/2024 00:00:00	38.9	260	306	60	39.9	30.7%	30.7
29/12/2024 00:00:00	39.0	275	324	60	40.2	29.9%	30.9
30/12/2024 00:00:00	39.2	212	250	60	41.9	23.2%	30.5
31/12/2024 00:00:00	38.9	312	367	75	41.3	25.3%	31.0
01/01/2025 00:00:00	39.1	277	326	65	40.7	29.1%	30.8
02/01/2025 00:00:00	38.8	144	170	55	40.0	31.2%	31.0
03/01/2025 00:00:00	36.7	308	362	60	40.0	19.3%	29.6
03/01/2025 11:59:59	34.2	128	150	55	40.3	10.7%	28.0

Incoming Weekly Counts
Tittleshall war memorial

from Sun-Dec-01-2024-12-00-PM to Fri-Jan-03-2025-11-59-AM

	25/11/2024	to	01/12/2024							
	Monday	Tuesday	Wednesday	Thursday	Friday	Saturday	Sunday	Week	Weekend	Week Day 85%
Hour	25/11/2024	26/11/2024	27/11/2024	28/11/2024	29/11/2024	30/11/2024	01/12/2024	Day Avg	Avg	Avg Speed
0 - 1	*	*	*	*	*	*	*	0	0	0
1 - 2	*	*	*	*	*	*	*	0	0	0
2 - 3	*	*	*	*	*	*	*	0	0	0
3 - 4	*	*	*	*	*	*	*	0	0	0
4 - 5	*	*	*	*	*	*	*	0	0	0
5 - 6	*	*	*	*	*	*	*	0	0	0
6 - 7	*	*	*	*	*	*	*	0	0	0
7 - 8	*	*	*	*	*	*	*	0	0	0
8 - 9	*	*	*	*	*	*	*	0	0	0
9 - 10	*	*	*	*	*	*	*	0	0	0
10 - 11	*	*	*	*	*	*	*	0	0	0
11 - 12	*	*	*	*	*	*	*	0	0	0
12 - 13	*	*	*	*	*	*	18	0	18	0
13 - 14	*	*	*	*	*	*	29	0	29	0
14 - 15	*	*	*	*	*	*	19	0	19	0
15 - 16	*	*	*	*	*	*	22	0	22	0
16 - 17	*	*	*	*	*	*	22	0	22	0
17 - 18	*	*	*	*	*	*	13	0	13	0
18 - 19	*	*	*	*	*	*	11	0	11	0
19 - 20	*	*	*	*	*	*	7	0	7	0
20 - 21	*	*	*	*	*	*	5	0	5	0
21 - 22	*	*	*	*	*	*	5	0	5	0
22 - 23	*	*	*	*	*	*	3	0	3	0
23 - 24	*	*	*	*	*	*	2	0	2	0
Totals	0	0	0	0	0	0	156			
% of Total	0%	0%	0%	0%	0%	0%	100%			

Incoming Weekly Counts
Tittleshall war memorial

from Sun-Dec-01-2024-12-00-PM to Fri-Jan-03-2025-11-59-AM

	02/12/2024	to	08/12/2024							
	Monday	Tuesday	Wednesday	Thursday	Friday	Saturday	Sunday	Week	Weekend	Week Day 85%
Hour	02/12/2024	03/12/2024	04/12/2024	05/12/2024	06/12/2024	07/12/2024	08/12/2024	Day Avg	Avg	Avg Speed
0 - 1	0	0	0	0	0	1	5	0	3	0
1 - 2	0	0	0	0	0	2	0	0	1	0
2 - 3	1	0	1	0	1	0	1	0.6	0.5	45
3 - 4	1	1	1	2	0	0	0	1	0	30
4 - 5	0	1	2	0	1	2	0	0.8	1	35
5 - 6	7	13	12	5	7	2	1	8.8	1.5	40.16
6 - 7	10	9	10	6	11	4	2	9.2	3	41.64
7 - 8	47	36	39	46	48	17	7	43.2	12	38.74
8 - 9	60	54	68	59	49	19	9	58	14	36.4
9 - 10	48	28	35	31	45	24	26	37.4	25	36.2
10 - 11	35	35	41	31	34	32	22	35.2	27	36.04
11 - 12	26	37	40	33	32	43	30	33.6	36.5	33.96
12 - 13	47	32	31	47	36	20	23	38.6	21.5	33.64
13 - 14	31	40	43	33	37	36	22	36.8	29	35.96
14 - 15	28	34	41	37	36	19	17	35.2	18	34.68
15 - 16	50	58	12	56	61	25	15	47.4	20	34.28
16 - 17	46	54	40	48	38	29	13	45.2	21	34.84
17 - 18	30	41	32	33	33	19	18	33.8	18.5	36.14
18 - 19	27	22	31	19	26	18	11	25	14.5	37.88
19 - 20	14	20	13	17	22	11	8	17.2	9.5	39.46
20 - 21	3	9	8	9	4	10	5	6.6	7.5	32.16
21 - 22	5	5	1	8	3	4	1	4.4	2.5	40.66
22 - 23	3	6	3	8	5	9	2	5	5.5	33
23 - 24	1	0	0	1	1	6	2	0.6	4	31.67
Totals	520	535	504	529	530	352	240			
% of Total	16.2%	16.67%	15.7%	16.48%	16.51%	10.97%	7.48%			

Incoming Weekly Counts
Tittleshall war memorial

from Sun-Dec-01-2024-12-00-PM to Fri-Jan-03-2025-11-59-AM

	09/12/2024	to	15/12/2024							
	Monday	Tuesday	Wednesday	Thursday	Friday	Saturday	Sunday	Week	Weekend	Week Day 85%
Hour	09/12/2024	10/12/2024	11/12/2024	12/12/2024	13/12/2024	14/12/2024	15/12/2024	Day Avg	Avg	Avg Speed
0 - 1	2	0	0	0	0	5	2	0.4	3.5	30
1 - 2	0	0	0	0	0	2	0	0	1	0
2 - 3	0	1	1	0	1	1	0	0.6	0.5	40
3 - 4	3	2	2	3	0	0	2	2	1	36.25
4 - 5	1	1	3	0	1	1	0	1.2	0.5	33.75
5 - 6	6	6	6	5	7	6	3	6	4.5	39
6 - 7	4	8	13	12	15	7	4	10.4	5.5	38.92
7 - 8	35	37	39	37	32	17	13	36	15	38.68
8 - 9	57	66	51	65	57	18	11	59.2	14.5	35.7
9 - 10	38	33	50	47	37	25	31	41	28	35.2
10 - 11	33	39	41	44	47	25	33	40.8	29	35.04
11 - 12	42	33	40	39	43	78	37	39.4	57.5	33.78
12 - 13	32	23	33	25	37	30	35	30	32.5	35.08
13 - 14	29	28	38	33	43	31	14	34.2	22.5	35.74
14 - 15	30	31	37	24	31	38	26	30.6	32	34.46
15 - 16	56	76	68	61	59	22	25	64	23.5	35.44
16 - 17	38	48	44	49	44	30	19	44.6	24.5	34.22
17 - 18	27	50	46	29	36	20	23	37.6	21.5	37.54
18 - 19	29	31	31	29	22	8	11	28.4	9.5	38.42
19 - 20	11	12	20	14	24	26	9	16.2	17.5	41.16
20 - 21	10	6	6	4	3	8	11	5.8	9.5	36.36
21 - 22	9	10	5	13	4	7	1	8.2	4	38.16
22 - 23	2	1	3	3	7	7	1	3.2	4	37
23 - 24	1	1	4	3	2	2	0	2.2	1	40
Totals	495	543	581	539	552	414	311			
% of Total	14.41%	15.81%	16.91%	15.69%	16.07%	12.05%	9.05%			

Incoming Weekly Counts
Tittleshall war memorial

from Sun-Dec-01-2024-12-00-PM to Fri-Jan-03-2025-11-59-AM

	16/12/2024	to	22/12/2024							
	Monday	Tuesday	Wednesday	Thursday	Friday	Saturday	Sunday	Week	Weekend	Week Day 85%
Hour	16/12/2024	17/12/2024	18/12/2024	19/12/2024	20/12/2024	21/12/2024	22/12/2024	Day Avg	Avg	Avg Speed
0 - 1	1	0	0	1	1	2	0	0.6	1	40
1 - 2	0	0	1	0	0	2	2	0.2	2	40
2 - 3	1	2	2	0	1	0	0	1.2	0	42.5
3 - 4	2	1	2	3	0	0	1	1.6	0.5	41.25
4 - 5	2	1	1	0	2	0	0	1.2	0	37.5
5 - 6	12	11	12	5	4	2	2	8.8	2	39.34
6 - 7	18	11	7	7	4	5	2	9.4	3.5	40.66
7 - 8	41	36	35	40	35	16	10	37.4	13	39.1
8 - 9	53	68	50	66	57	24	6	58.8	15	35.76
9 - 10	49	37	40	39	40	23	16	41	19.5	36.06
10 - 11	39	40	38	44	53	39	28	42.8	33.5	34.98
11 - 12	44	56	43	31	31	29	58	41	43.5	35.8
12 - 13	27	43	33	42	69	31	33	42.8	32	35.04
13 - 14	32	41	42	45	42	38	33	40.4	35.5	36.06
14 - 15	32	40	36	44	48	23	38	40	30.5	35.06
15 - 16	50	59	46	58	38	32	18	50.2	25	35.42
16 - 17	49	52	47	43	48	30	16	47.8	23	35.76
17 - 18	33	47	42	39	35	30	16	39.2	23	37.96
18 - 19	22	23	25	32	23	15	10	25	12.5	39.6
19 - 20	5	8	19	10	16	14	13	11.6	13.5	40.22
20 - 21	4	6	6	15	12	6	3	8.6	4.5	38.5
21 - 22	7	4	4	6	8	6	2	5.8	4	37.42
22 - 23	2	3	3	2	5	4	5	3	4.5	44
23 - 24	1	2	1	3	2	4	2	1.8	3	33
Totals	526	591	535	575	574	375	314			
% of Total	15.07%	16.93%	15.33%	16.48%	16.45%	10.74%	9%			

Incoming Weekly Counts
Tittleshall war memorial

from Sun-Dec-01-2024-12-00-PM to Fri-Jan-03-2025-11-59-AM

	23/12/2024	to	29/12/2024							
	Monday	Tuesday	Wednesday	Thursday	Friday	Saturday	Sunday	Week	Weekend	Week Day 85%
Hour	23/12/2024	24/12/2024	25/12/2024	26/12/2024	27/12/2024	28/12/2024	29/12/2024	Day Avg	Avg	Avg Speed
0 - 1	0	1	0	0	1	0	2	0.4	1	37.5
1 - 2	0	1	1	0	0	0	0	0.4	0	35
2 - 3	1	0	0	0	1	0	0	0.4	0	55
3 - 4	3	1	0	0	0	0	1	0.8	0.5	40
4 - 5	0	0	0	0	1	1	0	0.2	0.5	60
5 - 6	4	3	1	0	1	1	1	1.8	1	36.25
6 - 7	11	3	4	1	4	1	2	4.6	1.5	36.34
7 - 8	27	25	3	6	11	8	6	14.4	7	41.16
8 - 9	36	28	6	10	18	19	2	19.6	10.5	38.5
9 - 10	52	44	13	17	19	22	24	29	23	37.06
10 - 11	51	43	22	22	29	32	25	33.4	28.5	37.9
11 - 12	35	33	21	35	33	38	26	31.4	32	38.6
12 - 13	49	35	21	23	34	37	27	32.4	32	38.32
13 - 14	38	33	19	9	25	24	31	24.8	27.5	39.32
14 - 15	45	24	9	21	22	31	24	24.2	27.5	36.5
15 - 16	46	29	16	15	32	20	15	27.6	17.5	36.3
16 - 17	30	24	11	13	17	15	22	19	18.5	37.98
17 - 18	17	12	11	9	17	24	15	13.2	19.5	39.6
18 - 19	20	23	5	10	21	24	8	15.8	16	39.8
19 - 20	15	9	8	8	8	9	7	9.6	8	41.84
20 - 21	6	9	11	3	6	7	6	7	6.5	40.84
21 - 22	6	1	7	5	2	5	4	4.2	4.5	35
22 - 23	4	4	4	4	2	4	1	3.6	2.5	36.5
23 - 24	0	0	1	0	2	2	1	0.6	1.5	35
Totals	496	385	194	211	306	324	250			
% of Total	22.9%	17.77%	8.96%	9.74%	14.13%	14.96%	11.54%			

Incoming Weekly Counts
Tittleshall war memorial

from Sun-Dec-01-2024-12-00-PM to Fri-Jan-03-2025-11-59-AM

	30/12/2024	to	05/01/2025							
	Monday	Tuesday	Wednesday	Thursday	Friday	Saturday	Sunday	Week	Weekend	Week Day 85%
Hour	30/12/2024	31/12/2024	01/01/2025	02/01/2025	03/01/2025	04/01/2025	05/01/2025	Day Avg	Avg	Avg Speed
0 - 1	0	1	2	1	2	*	*	1.2	0	40
1 - 2	0	1	2	1	0	*	*	0.8	0	38.33
2 - 3	2	0	0	0	2	*	*	0.8	0	47.5
3 - 4	1	2	0	2	0	*	*	1	0	30
4 - 5	2	0	0	0	1	*	*	0.6	0	35
5 - 6	3	4	0	5	4	*	*	3.2	0	39.38
6 - 7	6	7	2	5	11	*	*	6.2	0	42.5
7 - 8	14	14	5	16	19	*	*	13.6	0	37.98
8 - 9	27	17	7	23	31	*	*	21	0	39.5
9 - 10	31	26	6	26	29	*	*	23.6	0	36.66
10 - 11	36	42	19	36	25	*	*	31.6	0	35.5
11 - 12	36	25	9	30	26	*	*	25.2	0	36.98
12 - 13	32	32	24	28	*	*	*	29	0	38.85
13 - 14	30	19	12	28	*	*	*	22.25	0	37.92
14 - 15	33	28	17	33	*	*	*	27.75	0	36
15 - 16	37	35	16	29	*	*	*	29.25	0	38
16 - 17	16	28	16	26	*	*	*	21.5	0	37.28
17 - 18	23	19	5	30	*	*	*	19.25	0	39.55
18 - 19	14	4	11	24	*	*	*	13.25	0	34.25
19 - 20	11	5	5	6	*	*	*	6.75	0	42.5
20 - 21	6	5	7	7	*	*	*	6.25	0	36.88
21 - 22	3	6	3	1	*	*	*	3.25	0	42.5
22 - 23	2	4	1	3	*	*	*	2.5	0	28.75
23 - 24	2	2	1	2	*	*	*	1.75	0	35
Totals	367	326	170	362	150	0	0			
% of Total	26.69%	23.71%	12.36%	26.33%	10.91%	0%	0%			

Incoming Monthly Counts
Tittleshall war memorial

from Sun-Dec-01-2024-12-00-PM to Fri-Jan-03-2025-11-59-AM

Hour	Dec 2024							Week Day Avg	Weekend Avg	Week Day 85% Avg Speed
	Monday	Tuesday	Wednesday	Thursday	Friday	Saturday	Sunday			
0 - 1	3	2	0	1	2	8	9	1.6	8.5	41.25
1 - 2	0	2	2	0	0	6	2	0.8	4	40
2 - 3	5	3	4	0	4	1	1	3.2	1	43.32
3 - 4	10	7	5	8	0	0	4	6	2	36.05
4 - 5	5	3	6	0	5	4	0	3.8	2	40.62
5 - 6	32	37	31	15	19	11	7	26.8	9	41.64
6 - 7	49	38	34	26	34	17	10	36.2	13.5	41.58
7 - 8	164	148	116	129	126	58	36	136.6	47	38.88
8 - 9	233	233	175	200	181	80	28	204.4	54	36.8
9 - 10	218	168	138	134	141	94	97	159.8	95.5	36.04
10 - 11	194	199	142	141	163	128	108	167.8	118	35.92
11 - 12	183	184	144	138	139	188	151	157.6	169.5	35.8
12 - 13	187	165	118	137	176	118	136	156.6	127	35.3
13 - 14	160	161	142	120	147	129	129	146	129	36.82
14 - 15	168	157	123	126	137	111	124	142.2	117.5	35.18
15 - 16	239	257	142	190	190	99	95	203.6	97	35.56
16 - 17	179	206	142	153	147	104	92	165.4	98	35.6
17 - 18	130	169	131	110	121	93	85	132.2	89	37.88
18 - 19	112	103	92	90	92	65	51	97.8	58	38.68
19 - 20	56	54	60	49	70	60	44	57.8	52	41.72
20 - 21	29	35	31	31	25	31	30	30.2	30.5	38.1
21 - 22	30	26	17	32	17	22	13	24.4	17.5	39.46
22 - 23	13	18	13	17	19	24	12	16	18	39.16
23 - 24	5	5	6	7	7	14	7	6	10.5	38
Totals	2404	2380	1814	1854	1962	1465	1271			
% of Total	18.28%	18.1%	13.79%	14.1%	14.92%	11.14%	9.67%			

Incoming Monthly Counts
Tittleshall war memorial

from Sun-Dec-01-2024-12-00-PM to Fri-Jan-03-2025-11-59-AM

	Jan 2025									
Hour	Monday	Tuesday	Wednesday	Thursday	Friday	Saturday	Sunday	Week Day Avg	Weekend Avg	Week Day 85% Avg Speed
0 - 1	*	*	2	1	2	*	*	1.67	0	38.33
1 - 2	*	*	2	1	0	*	*	1	0	42.5
2 - 3	*	*	0	0	2	*	*	0.67	0	45
3 - 4	*	*	0	2	0	*	*	0.67	0	30
4 - 5	*	*	0	0	1	*	*	0.33	0	35
5 - 6	*	*	0	5	4	*	*	3	0	31.25
6 - 7	*	*	2	5	11	*	*	6	0	42.5
7 - 8	*	*	5	16	19	*	*	13.33	0	33.87
8 - 9	*	*	7	23	31	*	*	20.33	0	40.03
9 - 10	*	*	6	26	29	*	*	20.33	0	36.1
10 - 11	*	*	19	36	25	*	*	26.67	0	35
11 - 12	*	*	9	30	26	*	*	21.67	0	35.9
12 - 13	*	*	24	28	*	*	*	26	0	38.35
13 - 14	*	*	12	28	*	*	*	20	0	37.5
14 - 15	*	*	17	33	*	*	*	25	0	34.5
15 - 16	*	*	16	29	*	*	*	22.5	0	37.5
16 - 17	*	*	16	26	*	*	*	21	0	39
17 - 18	*	*	5	30	*	*	*	17.5	0	36.85
18 - 19	*	*	11	24	*	*	*	17.5	0	36
19 - 20	*	*	5	6	*	*	*	5.5	0	38.75
20 - 21	*	*	7	7	*	*	*	7	0	41.25
21 - 22	*	*	3	1	*	*	*	2	0	42.5
22 - 23	*	*	1	3	*	*	*	2	0	27.5
23 - 24	*	*	1	2	*	*	*	1.5	0	30
Totals	0	0	170	362	150	0	0			
% of Total	0%	0%	24.93%	53.08%	21.99%	0%	0%			

Incoming Weekly Speeds
Tittleshall war memorial

from Sun-Dec-01-2024-12-00-PM to Fri-Jan-03-2025-11-59-AM

	25/11/2024	to	01/12/2024							
	Monday	Tuesday	Wednesday	Thursday	Friday	Saturday	Sunday	Week	Weekend	Week Day 85%
Hour	25/11/2024	26/11/2024	27/11/2024	28/11/2024	29/11/2024	30/11/2024	01/12/2024	Day Avg	Avg	Avg Speed
0 - 1	*	*	*	*	*	*	*	*	*	0
1 - 2	*	*	*	*	*	*	*	*	*	0
2 - 3	*	*	*	*	*	*	*	*	*	0
3 - 4	*	*	*	*	*	*	*	*	*	0
4 - 5	*	*	*	*	*	*	*	*	*	0
5 - 6	*	*	*	*	*	*	*	*	*	0
6 - 7	*	*	*	*	*	*	*	*	*	0
7 - 8	*	*	*	*	*	*	*	*	*	0
8 - 9	*	*	*	*	*	*	*	*	*	0
9 - 10	*	*	*	*	*	*	*	*	*	0
10 - 11	*	*	*	*	*	*	*	*	*	0
11 - 12	*	*	*	*	*	*	*	*	*	0
12 - 13	*	*	*	*	*	*	29.11	0	29.11	0
13 - 14	*	*	*	*	*	*	30.1	0	30.1	0
14 - 15	*	*	*	*	*	*	28.95	0	28.95	0
15 - 16	*	*	*	*	*	*	30.14	0	30.14	0
16 - 17	*	*	*	*	*	*	29.5	0	29.5	0
17 - 18	*	*	*	*	*	*	34.77	0	34.77	0
18 - 19	*	*	*	*	*	*	33.91	0	33.91	0
19 - 20	*	*	*	*	*	*	33.43	0	33.43	0
20 - 21	*	*	*	*	*	*	26	0	26	0
21 - 22	*	*	*	*	*	*	33	0	33	0
22 - 23	*	*	*	*	*	*	28.67	0	28.67	0
23 - 24	*	*	*	*	*	*	32	0	32	0
Totals	0	0	0	0	0	0	30.5			
% of Total	0%	0%	0%	0%	0%	0%	100%			

Incoming Weekly Speeds
Tittleshall war memorial

from Sun-Dec-01-2024-12-00-PM to Fri-Jan-03-2025-11-59-AM

	02/12/2024	to	08/12/2024							
	Monday	Tuesday	Wednesday	Thursday	Friday	Saturday	Sunday	Week	Weekend	Week Day 85%
Hour	02/12/2024	03/12/2024	04/12/2024	05/12/2024	06/12/2024	07/12/2024	08/12/2024	Day Avg	Avg	Avg Speed
0 - 1	0	0	0	0	0	37	25.2	0	27.17	0
1 - 2	0	0	0	0	0	39.5	0	0	39.5	0
2 - 3	47	0	37	0	42	0	22	42	22	45
3 - 4	22	22	27	29.5	0	0	0	26	0	30
4 - 5	0	37	34.5	0	22	37	0	32	37	35
5 - 6	28.43	32.46	32.08	36	34.14	32	22	32.39	28.67	40.16
6 - 7	31.6	36.44	38.7	36.17	38.45	34.5	37	36.33	35.33	41.64
7 - 8	31.19	31.17	31	31.04	30.48	35.59	31.43	30.96	34.37	38.74
8 - 9	29.9	30.28	29.38	29.76	29.73	29.58	29.33	29.79	29.5	36.4
9 - 10	27.83	30.21	27.09	29.26	30.2	29.29	30.92	28.86	30.14	36.2
10 - 11	27.83	28.77	27.93	29.26	27.91	28.84	30.5	28.31	29.52	36.04
11 - 12	26.81	26.27	28.45	27.09	26.94	29.3	29.93	27.16	29.56	33.96
12 - 13	25.89	26.5	27.48	27.47	25.75	29.65	29	26.61	29.3	33.64
13 - 14	29.26	29.25	30.26	29.7	27.76	29.83	30.5	29.27	30.09	35.96
14 - 15	26.14	29.38	28	27.81	29.08	29.26	30.06	28.15	29.64	34.68
15 - 16	27.62	27.53	27.67	28.52	27.16	29.2	28.47	27.7	28.93	34.28
16 - 17	28.61	27.69	27.08	28	28.63	29.45	25.92	27.99	28.36	34.84
17 - 18	27.37	29.27	26.91	28.3	31.7	33.16	28.78	28.77	31.03	36.14
18 - 19	29.44	30.73	31.03	31.58	31.88	28.83	29	30.9	28.9	37.88
19 - 20	32.43	32.45	30.92	32.71	30.41	31.18	30.75	31.74	31	39.46
20 - 21	20.67	28.78	25.12	30.44	24.5	29	30	27.09	29.33	32.16
21 - 22	30	31	42	30.12	42	27	32	32.45	28	40.66
22 - 23	22	28.83	27	28.5	31	27.67	29.5	28.12	28	33
23 - 24	32	0	0	27	27	29.5	29.5	28.67	29.5	31.67
Totals	28.4	29.2	29	29.2	29.3	30	29.6			
% of Total	13.87%	14.26%	14.17%	14.26%	14.31%	14.66%	14.46%			

Incoming Weekly Speeds
Tittleshall war memorial

from Sun-Dec-01-2024-12-00-PM to Fri-Jan-03-2025-11-59-AM

	09/12/2024	to	15/12/2024							
	Monday	Tuesday	Wednesday	Thursday	Friday	Saturday	Sunday	Week	Weekend	Week Day 85%
Hour	09/12/2024	10/12/2024	11/12/2024	12/12/2024	13/12/2024	14/12/2024	15/12/2024	Day Avg	Avg	Avg Speed
0 - 1	24.5	0	0	0	0	30	29.5	24.5	29.86	30
1 - 2	0	0	0	0	0	27	0	0	27	0
2 - 3	0	37	37	0	37	32	0	37	32	40
3 - 4	33.67	24.5	24.5	27.33	0	0	27.5	28.1	27.5	36.25
4 - 5	17	17	32	0	42	62	0	28.67	62	33.75
5 - 6	26.17	29.5	31.33	35.2	33.43	28	25.33	31.07	27.11	39
6 - 7	32	34.62	35.62	30.33	31.67	29.43	37.25	32.83	32.27	38.92
7 - 8	30.83	32.38	33.26	29.19	31.25	30.35	36.85	31.41	33.17	38.68
8 - 9	28.84	28.89	29.76	29.42	29.04	27.72	31.09	29.18	29	35.7
9 - 10	29.24	27.24	29.18	29.15	25.62	33.04	29.32	28.23	30.98	35.2
10 - 11	27.48	27.21	26.17	29.05	27.98	30.08	28.27	27.62	29.05	35.04
11 - 12	29.9	27.48	26	29.03	25.02	29.24	29.03	27.47	29.17	33.78
12 - 13	28.31	29.35	27.09	28.4	29.16	27.07	29.23	28.43	28.23	35.08
13 - 14	32.28	27.25	27.97	26.48	29.3	28.48	28.43	28.63	28.47	35.74
14 - 15	28.2	26.16	28.86	26.71	29.48	28	30.04	27.97	28.83	34.46
15 - 16	26.84	28.29	28.53	29.56	29.15	28	29.44	28.49	28.77	35.44
16 - 17	26.97	26.83	27.95	28.9	29.82	28.1	30.32	28.12	28.96	34.22
17 - 18	29.96	30.12	29.91	29.62	32.06	32.3	32.35	30.34	32.33	37.54
18 - 19	29.83	32.45	32.97	31.79	31.68	28.88	31.18	31.77	30.21	38.42
19 - 20	33.45	31.33	31.7	34.14	32.21	28.38	34.78	32.46	30.03	41.16
20 - 21	34	29.5	27	27.25	37	27.12	33	31	30.53	36.36
21 - 22	30.33	29.6	35	26.69	31	26.43	47	29.63	29	38.16
22 - 23	27	32	30.33	27	29.86	32	37	29.19	32.62	37
23 - 24	32	32	29.5	33.67	39.5	32	0	32.91	32	40
Totals	29.1	28.8	29.3	29.2	29.4	29.1	30.3			
% of Total	14.18%	14.04%	14.28%	14.23%	14.33%	14.18%	14.77%			

Incoming Weekly Speeds
Tittleshall war memorial

from Sun-Dec-01-2024-12-00-PM to Fri-Jan-03-2025-11-59-AM

	16/12/2024	to	22/12/2024							
	Monday	Tuesday	Wednesday	Thursday	Friday	Saturday	Sunday	Week	Weekend	Week Day 85%
Hour	16/12/2024	17/12/2024	18/12/2024	19/12/2024	20/12/2024	21/12/2024	22/12/2024	Day Avg	Avg	Avg Speed
0 - 1	32	0	0	42	37	29.5	0	37	29.5	40
1 - 2	0	0	37	0	0	29.5	27	37	28.25	40
2 - 3	42	29.5	39.5	0	42	0	0	37	0	42.5
3 - 4	34.5	32	34.5	27	0	0	27	31.38	27	41.25
4 - 5	14.5	42	37	0	37	0	0	30.33	0	37.5
5 - 6	30.75	29.82	31.58	33	38.25	39.5	32	31.68	35.75	39.34
6 - 7	34.72	28.55	37.71	40	33.25	30.2	24.5	34.38	28.57	40.66
7 - 8	30.32	31.61	28.63	28.98	32.71	30.25	31	30.41	30.54	39.1
8 - 9	29.45	29.1	28.7	30.58	30.4	31.17	35.33	29.68	32	35.76
9 - 10	26.35	29.43	28.73	28.44	28.48	30.57	30.44	28.18	30.51	36.06
10 - 11	29.15	27.62	27.05	29.84	27.75	30.15	30.07	28.29	30.12	34.98
11 - 12	29.09	27.18	28.12	30.16	30.52	29.24	27.95	28.74	28.38	35.8
12 - 13	27.78	29	27.76	29.31	28.77	32	30.33	28.64	31.14	35.04
13 - 14	27.72	29.02	28.52	29.38	27.86	29.18	29.36	28.55	29.27	36.06
14 - 15	28.59	29.02	28.47	27.68	28.23	29.09	23.89	28.37	25.85	35.06
15 - 16	28.52	27.1	29.37	27.95	30.37	29.19	30.11	28.49	29.52	35.42
16 - 17	27.96	29.4	27.77	29.44	29.35	28.83	33.31	28.78	30.39	35.76
17 - 18	30.55	31.34	28.19	30.05	29.6	30.57	33.06	29.96	31.43	37.96
18 - 19	31.91	30.7	32.16	31.03	33	32.87	34.1	31.71	33.36	39.6
19 - 20	35	31.38	33.58	35.5	30.94	37.07	31	33	34.15	40.22
20 - 21	30.75	31.17	31.33	33.47	27.58	35.33	23.67	30.95	31.44	38.5
21 - 22	29.29	33.25	36	35.5	34	30.33	34.5	33.34	31.38	37.42
22 - 23	39.5	35.33	32	32	37	25.75	29	35.33	27.56	44
23 - 24	37	27.5	22	27	32	33.25	49.5	28.78	38.67	33
Totals	29.2	29.2	29.1	29.8	29.8	30.5	29.5			
% of Total	14.1%	14.1%	14.05%	14.39%	14.39%	14.73%	14.24%			

Incoming Weekly Speeds
Tittleshall war memorial

from Sun-Dec-01-2024-12-00-PM to Fri-Jan-03-2025-11-59-AM

	23/12/2024	to	29/12/2024							
	Monday	Tuesday	Wednesday	Thursday	Friday	Saturday	Sunday	Week	Weekend	Week Day 85%
Hour	23/12/2024	24/12/2024	25/12/2024	26/12/2024	27/12/2024	28/12/2024	29/12/2024	Day Avg	Avg	Avg Speed
0 - 1	0	37	0	0	32	0	29.5	34.5	29.5	37.5
1 - 2	0	37	27	0	0	0	0	32	0	35
2 - 3	62	0	0	0	42	0	0	52	0	55
3 - 4	40.33	27	0	0	0	0	32	37	32	40
4 - 5	0	0	0	0	57	52	0	57	52	60
5 - 6	34.5	27	47	0	12	22	12	30.89	17	36.25
6 - 7	33	30.67	29.5	27	33.25	37	37	31.87	37	36.34
7 - 8	28.44	30.4	37	27.83	30.27	30.88	29.5	29.71	30.29	41.16
8 - 9	30.72	31.11	33.83	26	30.72	31.89	42	30.54	32.86	38.5
9 - 10	28.81	29.32	32.85	31.88	29.11	31.45	29.88	29.72	30.63	37.06
10 - 11	29.82	29.26	31.95	29.36	29.28	29.47	29.8	29.8	29.61	37.9
11 - 12	27.37	31.79	35.76	31.74	30.21	31.32	30.23	30.99	30.88	38.6
12 - 13	28.98	31.4	29.52	30.17	29.94	28.7	29.3	29.94	28.95	38.32
13 - 14	27.76	29.67	29.53	32.56	33.48	33.62	33.32	30.04	33.45	39.32
14 - 15	28.02	29	28.22	30.9	27.36	32.32	29.12	28.61	30.93	36.5
15 - 16	28.35	28.41	27.69	31.07	29.69	32.95	29.73	28.89	31.57	36.3
16 - 17	31.03	29.17	30.36	36	30.06	29.4	28.55	30.99	28.89	37.98
17 - 18	30.35	33.75	33	28.78	33.82	29.04	29.87	32.09	29.36	39.6
18 - 19	31	31.96	35.2	30	32.43	28	33.25	31.8	29.31	39.8
19 - 20	32.13	24.78	31.5	33.88	35.25	35.89	27.71	31.46	32.31	41.84
20 - 21	36.17	28.78	31.73	33.67	32.17	30.57	31.33	31.97	30.92	40.84
21 - 22	31.17	22	34.29	28	34.5	29	42	31.33	34.78	35
22 - 23	30.75	34.5	32	33.5	29.5	33.25	42	32.33	35	36.5
23 - 24	0	0	42	0	22.5	32	27	29	30.33	35
Totals	29.5	30.1	31.7	30.9	30.7	30.9	30.5			
% of Total	13.77%	14.05%	14.79%	14.42%	14.33%	14.42%	14.23%			

Incoming Weekly Speeds
Tittleshall war memorial

from Sun-Dec-01-2024-12-00-PM to Fri-Jan-03-2025-11-59-AM

	30/12/2024	to	05/01/2025							
	Monday	Tuesday	Wednesday	Thursday	Friday	Saturday	Sunday	Week	Weekend	Week Day 85%
Hour	30/12/2024	31/12/2024	01/01/2025	02/01/2025	03/01/2025	04/01/2025	05/01/2025	Day Avg	Avg	Avg Speed
0 - 1	0	42	37	37	27.5	*	*	34.67	*	40
1 - 2	0	27	49.5	27	0	*	*	38.25	*	38.33
2 - 3	39.5	0	0	0	39.5	*	*	39.5	*	47.5
3 - 4	27	27.5	0	22	0	*	*	25.2	*	30
4 - 5	32.5	0	0	0	32	*	*	32.33	*	35
5 - 6	33.67	33.25	0	25.2	28.25	*	*	29.56	*	39.38
6 - 7	35.33	34.14	37	31	32	*	*	33.29	*	42.5
7 - 8	32.07	31	30	27.81	27.42	*	*	29.4	*	37.98
8 - 9	32.85	31.24	39.14	30.91	26.9	*	*	30.83	*	39.5
9 - 10	30.9	30.46	28.67	29.54	26.14	*	*	29.22	*	36.66
10 - 11	29.17	30.02	29.53	28.72	27	*	*	28.99	*	35.5
11 - 12	30.44	30.36	29.89	29.27	30.12	*	*	30.04	*	36.98
12 - 13	31.59	29.72	32.58	30.57	*	*	*	31.03	*	38.85
13 - 14	30.7	31.37	29.17	30.07	*	*	*	30.44	*	37.92
14 - 15	30.55	29.71	29	29	*	*	*	29.64	*	36
15 - 16	31.35	29.2	29.94	29.07	*	*	*	29.95	*	38
16 - 17	26.88	31.96	31.81	32.5	*	*	*	31.15	*	37.28
17 - 18	31.26	34.26	30	29.07	*	*	*	31.06	*	39.55
18 - 19	30.29	31	28.18	29.25	*	*	*	29.43	*	34.25
19 - 20	35.73	36	33	29.5	*	*	*	33.89	*	42.5
20 - 21	27	31	30.57	32.71	*	*	*	30.4	*	36.88
21 - 22	37	32	33.67	37	*	*	*	33.92	*	42.5
22 - 23	24.5	28.25	22	25.33	*	*	*	26	*	28.75
23 - 24	37	24.5	27	24.5	*	*	*	28.43	*	35
Totals	31	30.8	31	29.6	28	0	0			
% of Total	20.61%	20.48%	20.61%	19.68%	18.62%	0%	0%			

Incoming Monthly Speeds
Tittleshall war memorial

from Sun-Dec-01-2024-12-00-PM to Fri-Jan-03-2025-11-59-AM

	Dec 2024							Week	Weekend	Week Day 85%
Hour	Monday	Tuesday	Wednesday	Thursday	Friday	Saturday	Sunday	Day Avg	Avg	Avg Speed
0 - 1	27	39.5	0	42	34.5	30.75	27.11	33.88	28.82	41.25
1 - 2	0	32	32	0	0	32	27	32	30.75	40
2 - 3	46	32	38.25	0	40.75	32	22	40.12	27	43.32
3 - 4	34	26.43	29	27.75	0	0	28.5	29.73	28.5	36.05
4 - 5	22.2	32	33.67	0	39	47	0	31.79	47	40.62
5 - 6	30.12	30.84	32.23	34.73	33.58	30.27	24.86	31.81	28.17	41.64
6 - 7	33.55	32.89	36.24	34.15	34.24	31.29	34.6	34.13	32.52	41.58
7 - 8	30.52	31.43	31.2	29.72	31.28	31.93	32.94	30.82	32.32	38.88
8 - 9	30.01	29.71	29.45	29.73	29.82	30.19	32.21	29.76	30.71	36.8
9 - 10	28.41	29.26	28.86	29.31	28.36	31.11	30.07	28.81	30.58	36.04
10 - 11	28.81	28.6	27.81	29.39	28.12	29.64	29.55	28.56	29.6	35.92
11 - 12	28.89	28.31	28.74	29.51	27.92	29.68	29	28.66	29.37	35.8
12 - 13	28.36	29.21	27.81	28.66	28.46	29.31	29.46	28.53	29.39	35.3
13 - 14	29.41	29.18	29.04	28.91	29.21	30.02	30.57	29.16	30.3	36.82
14 - 15	28.35	28.66	28.41	28.07	28.6	29.65	27.81	28.43	28.68	35.18
15 - 16	28.34	27.98	28.63	28.88	28.85	29.69	29.62	28.49	29.65	35.56
16 - 17	28.34	28.67	27.83	29.37	29.39	28.88	29.6	28.71	29.21	35.6
17 - 18	29.79	30.98	28.89	29.31	31.5	31.08	31.66	30.15	31.35	37.88
18 - 19	30.41	31.52	32.22	31.28	32.24	29.46	32.2	31.49	30.66	38.68
19 - 20	33.43	31.09	32.1	33.88	31.7	32.05	31.59	32.37	31.86	41.72
20 - 21	31.17	29.63	29.03	31.81	29.32	30.1	30.07	30.2	30.08	38.1
21 - 22	30.87	30.69	35.35	29.41	34.76	28.18	37	31.61	31.46	39.46
22 - 23	28.54	31.22	30.46	29.82	32	29.54	30.75	30.55	29.94	39.16
23 - 24	35	27.2	30.33	29.86	30.71	31.29	35.57	30.57	32.71	38
Totals	29.3	29.5	29.4	29.6	29.7	30.1	30.1			
% of Total	14.11%	14.2%	14.16%	14.25%	14.3%	14.49%	14.49%			

Incoming Monthly Speeds
Tittleshall war memorial

from Sun-Dec-01-2024-12-00-PM to Fri-Jan-03-2025-11-59-AM

	Jan 2025									
Hour	Monday	Tuesday	Wednesday	Thursday	Friday	Saturday	Sunday	Week Day Avg	Weekend Avg	Week Day 85% Avg Speed
0 - 1	*	*	37	37	27.5	*	*	33.2	*	38.33
1 - 2	*	*	49.5	27	0	*	*	42	*	42.5
2 - 3	*	*	0	0	39.5	*	*	39.5	*	45
3 - 4	*	*	0	22	0	*	*	22	*	30
4 - 5	*	*	0	0	32	*	*	32	*	35
5 - 6	*	*	0	25.2	28.25	*	*	26.56	*	31.25
6 - 7	*	*	37	31	32	*	*	32.28	*	42.5
7 - 8	*	*	30	27.81	27.42	*	*	27.9	*	33.87
8 - 9	*	*	39.14	30.91	26.9	*	*	29.82	*	40.03
9 - 10	*	*	28.67	29.54	26.14	*	*	27.84	*	36.1
10 - 11	*	*	29.53	28.72	27	*	*	28.37	*	35
11 - 12	*	*	29.89	29.27	30.12	*	*	29.69	*	35.9
12 - 13	*	*	32.58	30.57	*	*	*	31.5	*	38.35
13 - 14	*	*	29.17	30.07	*	*	*	29.8	*	37.5
14 - 15	*	*	29	29	*	*	*	29	*	34.5
15 - 16	*	*	29.94	29.07	*	*	*	29.38	*	37.5
16 - 17	*	*	31.81	32.5	*	*	*	32.24	*	39
17 - 18	*	*	30	29.07	*	*	*	29.2	*	36.85
18 - 19	*	*	28.18	29.25	*	*	*	28.91	*	36
19 - 20	*	*	33	29.5	*	*	*	31.09	*	38.75
20 - 21	*	*	30.57	32.71	*	*	*	31.64	*	41.25
21 - 22	*	*	33.67	37	*	*	*	34.5	*	42.5
22 - 23	*	*	22	25.33	*	*	*	24.5	*	27.5
23 - 24	*	*	27	24.5	*	*	*	25.33	*	30
Totals	0	0	31	29.6	28	0	0			
% of Total	0%	0%	34.99%	33.41%	31.6%	0%	0%			

Incoming Weekly EightyFifthSpeeds
Tittleshall war memorial

from Sun-Dec-01-2024-12-00-PM to Fri-Jan-03-2025-11-59-AM

	25/11/2024	to	01/12/2024							
	Monday	Tuesday	Wednesday	Thursday	Friday	Saturday	Sunday	Week	Weekend	Week Day 85%
Hour	25/11/2024	26/11/2024	27/11/2024	28/11/2024	29/11/2024	30/11/2024	01/12/2024	Day Avg	Avg	Avg Speed
0 - 1	*	*	*	*	*	*	*	0	0	0
1 - 2	*	*	*	*	*	*	*	0	0	0
2 - 3	*	*	*	*	*	*	*	0	0	0
3 - 4	*	*	*	*	*	*	*	0	0	0
4 - 5	*	*	*	*	*	*	*	0	0	0
5 - 6	*	*	*	*	*	*	*	0	0	0
6 - 7	*	*	*	*	*	*	*	0	0	0
7 - 8	*	*	*	*	*	*	*	0	0	0
8 - 9	*	*	*	*	*	*	*	0	0	0
9 - 10	*	*	*	*	*	*	*	0	0	0
10 - 11	*	*	*	*	*	*	*	0	0	0
11 - 12	*	*	*	*	*	*	*	0	0	0
12 - 13	*	*	*	*	*	*	34	0	34	0
13 - 14	*	*	*	*	*	*	36.7	0	36.7	0
14 - 15	*	*	*	*	*	*	36.2	0	36.2	0
15 - 16	*	*	*	*	*	*	38.8	0	38.8	0
16 - 17	*	*	*	*	*	*	36.7	0	36.7	0
17 - 18	*	*	*	*	*	*	45	0	45	0
18 - 19	*	*	*	*	*	*	42.5	0	42.5	0
19 - 20	*	*	*	*	*	*	40	0	40	0
20 - 21	*	*	*	*	*	*	28.8	0	28.8	0
21 - 22	*	*	*	*	*	*	40	0	40	0
22 - 23	*	*	*	*	*	*	35	0	35	0
23 - 24	*	*	*	*	*	*	40	0	40	0
Totals	0	0	0	0	0	0	453.7			
% of Total	0%	0%	0%	0%	0%	0%	100%			

Incoming Weekly EightyFifthSpeeds
Tittleshall war memorial

from Sun-Dec-01-2024-12-00-PM to Fri-Jan-03-2025-11-59-AM

	02/12/2024	to	08/12/2024							
	Monday	Tuesday	Wednesday	Thursday	Friday	Saturday	Sunday	Week	Weekend	Week Day 85%
Hour	02/12/2024	03/12/2024	04/12/2024	05/12/2024	06/12/2024	07/12/2024	08/12/2024	Day Avg	Avg	Avg Speed
0 - 1	0	0	0	0	0	40	28.3	0	34.15	0
1 - 2	0	0	0	0	0	45	0	0	45	0
2 - 3	50	0	40	0	45	0	25	45	25	45
3 - 4	25	25	30	40	0	0	0	30	0	30
4 - 5	0	40	40	0	25	55	0	35	55	35
5 - 6	35	40	40	43.3	42.5	40	25	40.16	32.5	40.16
6 - 7	38.3	43.3	43.3	40	43.3	42.5	50	41.64	46.25	41.64
7 - 8	38.1	40	38.6	38.1	38.9	42.5	40	38.74	41.25	38.74
8 - 9	36.2	37.1	36.5	36.4	35.8	34.4	38.8	36.4	36.6	36.4
9 - 10	36.4	37.5	33.2	36.7	37.2	36.2	39.2	36.2	37.7	36.2
10 - 11	36	38	36.2	36.7	33.3	37.5	38.8	36.04	38.15	36.04
11 - 12	35	33.8	35	33.5	32.5	38	34.6	33.96	36.3	33.96
12 - 13	31.7	38.8	33.6	32.1	32	36.7	35	33.64	35.85	33.64
13 - 14	36.7	35	38.1	35	35	36	40	35.96	38	35.96
14 - 15	33.6	37.5	34.4	32.9	35	35	36.2	34.68	35.6	34.68
15 - 16	34	33.5	33	36.4	34.5	37	37.5	34.28	37.25	34.28
16 - 17	34.4	34.6	33.3	34.4	37.5	37.5	32.5	34.84	35	34.84
17 - 18	35	38.8	32.5	34.4	40	42.5	35	36.14	38.75	36.14
18 - 19	35	40	37.9	37.5	39	35	35	37.88	35	37.88
19 - 20	40	42	37.5	39	38.8	35	38.3	39.46	36.65	39.46
20 - 21	25	35	30	43.3	27.5	35	35	32.16	35	32.16
21 - 22	33.3	37.5	45	37.5	50	30	35	40.66	32.5	40.66
22 - 23	30	35	30	35	35	37.5	35	33	36.25	33
23 - 24	35	0	0	30	30	35	35	31.67	35	31.67
Totals	733.7	742.4	758.1	732.2	767.8	843.3	749.2			
% of Total	13.77%	13.94%	14.23%	13.75%	14.41%	15.83%	14.06%			

Incoming Weekly EightyFifthSpeeds
Tittleshall war memorial

from Sun-Dec-01-2024-12-00-PM to Fri-Jan-03-2025-11-59-AM

	09/12/2024	to	15/12/2024							
	Monday	Tuesday	Wednesday	Thursday	Friday	Saturday	Sunday	Week	Weekend	Week Day 85%
Hour	09/12/2024	10/12/2024	11/12/2024	12/12/2024	13/12/2024	14/12/2024	15/12/2024	Day Avg	Avg	Avg Speed
0 - 1	30	0	0	0	0	35	35	30	35	30
1 - 2	0	0	0	0	0	30	0	0	30	0
2 - 3	0	40	40	0	40	35	0	40	35	40
3 - 4	45	30	30	40	0	0	30	36.25	30	36.25
4 - 5	20	20	50	0	45	65	0	33.75	65	33.75
5 - 6	30	35	45	40	45	30	40	39	35	39
6 - 7	35	40	43	38.3	38.3	35	38.8	38.92	36.9	38.92
7 - 8	37.9	38.9	42.5	36.2	37.9	37	48.3	38.68	42.65	38.68
8 - 9	35.8	35	35.8	35	36.9	33.3	37.5	35.7	35.4	35.7
9 - 10	36	33.9	34.2	37.5	34.4	40	38.6	35.2	39.3	35.2
10 - 11	35	36	32.8	35.7	35.7	37.5	33.9	35.04	35.7	35.04
11 - 12	38.3	33.6	32.9	34.1	30	35	35	33.78	35	33.78
12 - 13	36	37.5	32.9	34	35	32.5	37	35.08	34.75	35.08
13 - 14	41	32.5	33.2	35	37	34.5	40	35.74	37.25	35.74
14 - 15	34.5	31.7	36.9	32.5	36.7	37.1	36.2	34.46	36.65	34.46
15 - 16	35	36.4	33.8	36.4	35.6	35	37.5	35.44	36.25	35.44
16 - 17	32.5	32.5	33.5	36.4	36.2	34.4	35	34.22	34.7	34.22
17 - 18	37.1	36.5	36.7	36.2	41.2	40	41.7	37.54	40.85	37.54
18 - 19	35	39	40.8	39	38.3	35	38.3	38.42	36.65	38.42
19 - 20	42.5	38.3	40	45	40	37.5	45	41.16	41.25	41.16
20 - 21	38	35	30	28.8	50	32.5	41.7	36.36	37.1	36.36
21 - 22	42.5	38.3	40	32.5	37.5	35	50	38.16	42.5	38.16
22 - 23	30	35	50	35	35	40	40	37	40	37
23 - 24	35	35	30	45	55	40	0	40	40	40
Totals	782.1	770.1	824	732.6	820.7	846.3	779.5			
% of Total	14.08%	13.86%	14.83%	13.19%	14.77%	15.23%	14.03%			

Incoming Weekly EightyFifthSpeeds
Tittleshall war memorial

from Sun-Dec-01-2024-12-00-PM to Fri-Jan-03-2025-11-59-AM

	16/12/2024	to	22/12/2024							
	Monday	Tuesday	Wednesday	Thursday	Friday	Saturday	Sunday	Week	Weekend	Week Day 85%
Hour	16/12/2024	17/12/2024	18/12/2024	19/12/2024	20/12/2024	21/12/2024	22/12/2024	Day Avg	Avg	Avg Speed
0 - 1	35	0	0	45	40	35	0	40	35	40
1 - 2	0	0	40	0	0	35	35	40	35	40
2 - 3	45	35	45	0	45	0	0	42.5	0	42.5
3 - 4	50	35	50	30	0	0	30	41.25	30	41.25
4 - 5	20	45	40	0	45	0	0	37.5	0	37.5
5 - 6	40	36.7	40	40	40	45	40	39.34	42.5	39.34
6 - 7	42	33.8	45	47.5	35	30	40	40.66	35	40.66
7 - 8	39.4	42.5	36.2	37.9	39.5	40	35	39.1	37.5	39.1
8 - 9	34.7	35	34.3	37.5	37.3	36.2	38.8	35.76	37.5	35.76
9 - 10	34.3	36	35	37.5	37.5	40	42.5	36.06	41.25	36.06
10 - 11	33.9	33.8	35	37.5	34.7	38.6	40	34.98	39.3	34.98
11 - 12	35	34.2	36	36.7	37.1	38	34.5	35.8	36.25	35.8
12 - 13	33.6	38.6	34.4	34.2	34.4	41	40	35.04	40.5	35.04
13 - 14	34.5	36.7	37.1	35	37	36.2	38.3	36.06	37.25	36.06
14 - 15	35	36.9	35	33.9	34.5	37	35	35.06	36	35.06
15 - 16	35	33.6	34.2	36.2	38.1	35	35	35.42	35	35.42
16 - 17	34.2	38.2	35	36.7	34.7	37.5	41.7	35.76	39.6	35.76
17 - 18	38.8	38	36.9	38.1	38	40	45	37.96	42.5	37.96
18 - 19	40	38.8	40	37.5	41.7	40	40	39.6	40	39.6
19 - 20	40	35	42.5	45	38.6	45	40	40.22	42.5	40.22
20 - 21	42.5	40	35	42.5	32.5	40	30	38.5	35	38.5
21 - 22	35	35	38.3	38.8	40	35	40	37.42	37.5	37.42
22 - 23	45	40	50	40	45	30	33.3	44	31.65	44
23 - 24	40	30	25	30	40	40	60	33	50	33
Totals	862.9	807.8	879.9	797.5	845.6	794.5	814.1			
% of Total	14.87%	13.92%	15.16%	13.74%	14.57%	13.69%	14.03%			

Incoming Weekly EightyFifthSpeeds
Tittleshall war memorial

from Sun-Dec-01-2024-12-00-PM to Fri-Jan-03-2025-11-59-AM

	23/12/2024	to	29/12/2024							
	Monday	Tuesday	Wednesday	Thursday	Friday	Saturday	Sunday	Week	Weekend	Week Day 85%
Hour	23/12/2024	24/12/2024	25/12/2024	26/12/2024	27/12/2024	28/12/2024	29/12/2024	Day Avg	Avg	Avg Speed
0 - 1	0	40	0	0	35	0	35	37.5	35	37.5
1 - 2	0	40	30	0	0	0	0	35	0	35
2 - 3	65	0	0	0	45	0	0	55	0	55
3 - 4	50	30	0	0	0	0	35	40	35	40
4 - 5	0	0	0	0	60	55	0	60	55	60
5 - 6	40	40	50	0	15	25	15	36.25	20	36.25
6 - 7	41.7	40	32.5	30	37.5	40	55	36.34	47.5	36.34
7 - 8	38.3	40	55	35	37.5	40	35	41.16	37.5	41.16
8 - 9	37	40	38.8	35	41.7	38.6	50	38.5	44.3	38.5
9 - 10	35.8	35	45	34.5	35	40	40	37.06	40	37.06
10 - 11	37.5	37.5	40	37.5	37	37.9	40	37.9	38.95	37.9
11 - 12	32.9	39.4	43.8	38.6	38.3	37.9	38	38.6	37.95	38.6
12 - 13	37.5	38.9	36.2	40	39	37	35	38.32	36	38.32
13 - 14	33.3	37.5	38.3	45	42.5	41.7	42.1	39.32	41.9	39.32
14 - 15	35	37.5	35	40	35	41.4	34	36.5	37.7	36.5
15 - 16	35.7	35	33.8	40	37	40	37.5	36.3	38.75	36.3
16 - 17	40	36.7	34	42.5	36.7	37.5	35	37.98	36.25	37.98
17 - 18	37.5	43	40	37.5	40	37.5	37.5	39.6	37.5	39.6
18 - 19	40	39	42.5	37.5	40	34	40	39.8	37	39.8
19 - 20	41.7	40	40	45	42.5	50	32.5	41.84	41.25	41.84
20 - 21	42.5	37.5	41.7	40	42.5	40	35	40.84	37.5	40.84
21 - 22	37.5	25	42.5	30	40	32.5	45	35	38.75	35
22 - 23	35	40	37.5	35	35	40	45	36.5	42.5	36.5
23 - 24	0	0	45	0	25	40	30	35	35	35
Totals	793.9	792	801.6	643.1	837.2	786	791.6			
% of Total	14.58%	14.54%	14.72%	11.81%	15.37%	14.43%	14.54%			

Incoming Weekly EightyFifthSpeeds
Tittleshall war memorial

from Sun-Dec-01-2024-12-00-PM to Fri-Jan-03-2025-11-59-AM

	30/12/2024	to	05/01/2025							
	Monday	Tuesday	Wednesday	Thursday	Friday	Saturday	Sunday	Week	Weekend	Week Day 85%
Hour	30/12/2024	31/12/2024	01/01/2025	02/01/2025	03/01/2025	04/01/2025	05/01/2025	Day Avg	Avg	Avg Speed
0 - 1	0	45	45	40	30	*	*	40	0	40
1 - 2	0	30	55	30	0	*	*	38.33	0	38.33
2 - 3	50	0	0	0	45	*	*	47.5	0	47.5
3 - 4	30	30	0	30	0	*	*	30	0	30
4 - 5	35	0	0	0	35	*	*	35	0	35
5 - 6	55	40	0	30	32.5	*	*	39.38	0	39.38
6 - 7	40	45	45	42.5	40	*	*	42.5	0	42.5
7 - 8	43.3	45	35	33.3	33.3	*	*	37.98	0	37.98
8 - 9	39.4	38	50	37	33.1	*	*	39.5	0	39.5
9 - 10	37.5	37.5	37.5	38.8	32	*	*	36.66	0	36.66
10 - 11	35	37.5	36.7	34.5	33.8	*	*	35.5	0	35.5
11 - 12	38.6	38.6	35	38.3	34.4	*	*	36.98	0	36.98
12 - 13	41.2	37.5	39.2	37.5	*	*	*	38.85	0	38.85
13 - 14	37.9	38.8	36.7	38.3	*	*	*	37.92	0	37.92
14 - 15	36.2	38.8	34	35	*	*	*	36	0	36
15 - 16	40	37	40	35	*	*	*	38	0	38
16 - 17	32.5	38.6	39	39	*	*	*	37.28	0	37.28
17 - 18	38.3	46.2	37.5	36.2	*	*	*	39.55	0	39.55
18 - 19	35	30	35	37	*	*	*	34.25	0	34.25
19 - 20	47.5	45	40	37.5	*	*	*	42.5	0	42.5
20 - 21	30	35	40	42.5	*	*	*	36.88	0	36.88
21 - 22	45	40	45	40	*	*	*	42.5	0	42.5
22 - 23	30	30	25	30	*	*	*	28.75	0	28.75
23 - 24	50	30	30	30	*	*	*	35	0	35
Totals	867.4	833.5	780.6	792.4	349.1	0	0			
% of Total	23.94%	23.01%	21.55%	21.87%	9.64%	0%	0%			

Incoming Monthly EightyFifthSpeeds
Tittleshall war memorial

from Sun-Dec-01-2024-12-00-PM to Fri-Jan-03-2025-11-59-AM

Hour	Dec 2024							Week Day Avg	Weekend Avg	Week Day 85% Avg Speed
	Monday	Tuesday	Wednesday	Thursday	Friday	Saturday	Sunday			
0 - 1	35	45	0	45	40	37.5	32.5	41.25	35	41.25
1 - 2	0	40	40	0	0	40	35	40	37.5	40
2 - 3	50	40	40	0	43.3	35	25	43.32	30	43.32
3 - 4	46.7	30	30	37.5	0	0	30	36.05	30	36.05
4 - 5	32.5	45	40	0	45	55	0	40.62	55	40.62
5 - 6	40	38.6	42.5	43.8	43.3	38.3	37.5	41.64	37.9	41.64
6 - 7	41.7	40	43.3	41.7	41.2	40	40	41.58	40	41.58
7 - 8	38.6	40	39.5	37.6	38.7	39.7	45	38.88	42.35	38.88
8 - 9	36.9	36.7	36.2	36.6	37.6	36.8	39.1	36.8	37.95	36.8
9 - 10	35.7	36	34.6	37.2	36.7	39.1	39.4	36.04	39.25	36.04
10 - 11	36	36.3	35.5	36.9	34.9	38.2	37.9	35.92	38.05	35.92
11 - 12	36.1	36.3	36.2	35.4	35	36.8	35.3	35.8	36.05	35.8
12 - 13	35	38.3	34.2	34.1	34.9	37.1	36.7	35.3	36.9	35.3
13 - 14	37.2	36.7	36.7	35.7	37.8	37.4	39.7	36.82	38.55	36.82
14 - 15	34.8	36.2	35.7	34.3	34.9	38	35.9	35.18	36.95	35.18
15 - 16	36	34.7	33.9	36.7	36.5	36.8	37.9	35.56	37.35	35.56
16 - 17	34.3	36.7	34.1	36.5	36.4	35.5	36.2	35.6	35.85	35.6
17 - 18	37.4	39.1	36.3	36.8	39.8	39.7	40.6	37.88	40.15	37.88
18 - 19	37	39.1	40	37.9	39.4	36.1	40.8	38.68	38.45	38.68
19 - 20	43.1	41.1	40.7	44.2	39.5	41.9	39	41.72	40.45	41.72
20 - 21	40	37	35	41	37.5	37.5	40	38.1	38.75	38.1
21 - 22	40	39.2	41.2	36.9	40	34.3	45	39.46	39.65	39.46
22 - 23	37.5	38.3	40	35	45	38.3	35	39.16	36.65	39.16
23 - 24	40	30	45	35	40	40	45	38	42.5	38

Incoming Monthly EightyFifthSpeeds
Tittleshall war memorial

from Sun-Dec-01-2024-12-00-PM to Fri-Jan-03-2025-11-59-AM

	Jan 2025							Week	Weekend	Week Day 85%
Hour	Monday	Tuesday	Wednesday	Thursday	Friday	Saturday	Sunday	Day Avg	Avg	Avg Speed
0 - 1	*	*	45	40	30	*	*	38.33	0	38.33
1 - 2	*	*	55	30	0	*	*	42.5	0	42.5
2 - 3	*	*	0	0	45	*	*	45	0	45
3 - 4	*	*	0	30	0	*	*	30	0	30
4 - 5	*	*	0	0	35	*	*	35	0	35
5 - 6	*	*	0	30	32.5	*	*	31.25	0	31.25
6 - 7	*	*	45	42.5	40	*	*	42.5	0	42.5
7 - 8	*	*	35	33.3	33.3	*	*	33.87	0	33.87
8 - 9	*	*	50	37	33.1	*	*	40.03	0	40.03
9 - 10	*	*	37.5	38.8	32	*	*	36.1	0	36.1
10 - 11	*	*	36.7	34.5	33.8	*	*	35	0	35
11 - 12	*	*	35	38.3	34.4	*	*	35.9	0	35.9
12 - 13	*	*	39.2	37.5	*	*	*	38.35	0	38.35
13 - 14	*	*	36.7	38.3	*	*	*	37.5	0	37.5
14 - 15	*	*	34	35	*	*	*	34.5	0	34.5
15 - 16	*	*	40	35	*	*	*	37.5	0	37.5
16 - 17	*	*	39	39	*	*	*	39	0	39
17 - 18	*	*	37.5	36.2	*	*	*	36.85	0	36.85
18 - 19	*	*	35	37	*	*	*	36	0	36
19 - 20	*	*	40	37.5	*	*	*	38.75	0	38.75
20 - 21	*	*	40	42.5	*	*	*	41.25	0	41.25
21 - 22	*	*	45	40	*	*	*	42.5	0	42.5
22 - 23	*	*	25	30	*	*	*	27.5	0	27.5
23 - 24	*	*	30	30	*	*	*	30	0	30

Summary of Violators
Tittleshall war memorial

from Sun-Dec-01-2024-12-00-PM to Fri-Jan-03-2025-11-59-AM

Starting Hour	Count	Average Speed of all Traffic	Violator Counts	Average Speed of Violators
00:00:00	0	N/A	N/A	N/A
01:00:00	0	N/A	N/A	N/A
02:00:00	0	N/A	N/A	N/A
03:00:00	0	N/A	N/A	N/A
04:00:00	0	N/A	N/A	N/A
05:00:00	0	N/A	N/A	N/A
06:00:00	0	N/A	N/A	N/A
07:00:00	0	N/A	N/A	N/A
08:00:00	0	N/A	N/A	N/A
09:00:00	0	N/A	N/A	N/A
10:00:00	0	N/A	N/A	N/A
11:00:00	0	N/A	N/A	N/A
12:00:00	18	24.6	2	40.0
13:00:00	27	25.2	5	39.5
14:00:00	19	26.2	4	37.5
15:00:00	21	22.1	3	37.5
16:00:00	25	23.5	7	41.1
17:00:00	13	32.7	5	44.5
18:00:00	11	29.3	4	42.5
19:00:00	6	35.0	4	38.8
20:00:00	5	26.5	0	0.0
21:00:00	6	32.5	2	40.0
22:00:00	3	29.2	0	0.0
23:00:00	2	32.5	1	37.5
00:00:00	0	N/A	N/A	N/A
01:00:00	0	N/A	N/A	N/A
02:00:00	1	47.5	1	47.5
03:00:00	1	22.5	0	0.0
04:00:00	0	N/A	N/A	N/A
05:00:00	7	28.9	1	47.5
06:00:00	10	28.3	4	38.8
07:00:00	43	20.3	14	38.2
08:00:00	59	18.1	10	40.5
09:00:00	46	18.3	9	38.6
10:00:00	36	19.4	6	39.2
11:00:00	31	19.2	5	38.5
12:00:00	46	16.0	2	37.5
13:00:00	27	25.6	6	39.2
14:00:00	31	20.1	3	39.2
15:00:00	48	17.0	7	38.9
16:00:00	46	15.9	4	40.0
17:00:00	33	22.5	6	41.7
18:00:00	28	20.5	4	37.5
19:00:00	15	30.3	6	39.2
20:00:00	3	13.3	0	0.0
21:00:00	4	30.0	0	0.0
22:00:00	4	25.0	0	0.0
23:00:00	1	32.5	0	0.0

Summary of Violators
Tittleshall war memorial

from Sun-Dec-01-2024-12-00-PM to Fri-Jan-03-2025-11-59-AM

00:00:00	0	N/A	N/A	N/A
01:00:00	0	N/A	N/A	N/A
02:00:00	0	N/A	N/A	N/A
03:00:00	1	22.5	0	0.0
04:00:00	1	37.5	1	37.5
05:00:00	10	31.5	3	40.8
06:00:00	11	34.1	7	41.1
07:00:00	35	21.6	15	40.5
08:00:00	49	19.3	11	39.3
09:00:00	33	20.8	6	41.7
10:00:00	35	22.1	7	39.6
11:00:00	35	21.6	5	37.5
12:00:00	33	24.4	8	41.9
13:00:00	39	20.2	6	39.2
14:00:00	36	21.8	5	42.5
15:00:00	57	17.2	6	40.0
16:00:00	53	17.0	7	38.2
17:00:00	40	22.6	11	40.2
18:00:00	25	25.7	5	39.5
19:00:00	15	28.5	4	41.3
20:00:00	15	22.2	4	41.3
21:00:00	6	30.0	2	37.5
22:00:00	5	21.0	0	0.0
23:00:00	1	42.5	1	42.5
00:00:00	0	N/A	N/A	N/A
01:00:00	0	N/A	N/A	N/A
02:00:00	1	37.5	1	37.5
03:00:00	1	27.5	0	0.0
04:00:00	2	35.0	1	37.5
05:00:00	10	33.5	5	40.5
06:00:00	11	27.3	7	41.1
07:00:00	39	21.8	14	39.3
08:00:00	57	19.5	13	38.7
09:00:00	40	17.5	2	37.5
10:00:00	47	19.6	8	37.5
11:00:00	40	22.0	6	40.8
12:00:00	29	22.2	3	37.5
13:00:00	45	21.2	11	39.3
14:00:00	39	19.7	5	39.5
15:00:00	12	20.6	0	0.0
16:00:00	42	20.1	2	45.0
17:00:00	31	21.2	4	37.5
18:00:00	31	25.5	7	38.2
19:00:00	14	30.5	5	39.5
20:00:00	8	26.9	0	0.0
21:00:00	2	32.5	1	42.5
22:00:00	3	27.5	0	0.0
23:00:00	0	N/A	N/A	N/A
00:00:00	0	N/A	N/A	N/A

Summary of Violators
Tittleshall war memorial

from Sun-Dec-01-2024-12-00-PM to Fri-Jan-03-2025-11-59-AM

01:00:00	0	N/A	N/A	N/A
02:00:00	0	N/A	N/A	N/A
03:00:00	2	30.0	1	37.5
04:00:00	0	N/A	N/A	N/A
05:00:00	4	38.8	3	42.5
06:00:00	6	35.8	4	38.8
07:00:00	44	19.0	11	40.2
08:00:00	54	19.3	11	38.0
09:00:00	37	19.5	9	38.1
10:00:00	33	23.3	6	40.0
11:00:00	27	20.4	2	40.0
12:00:00	49	17.3	2	40.0
13:00:00	37	20.8	6	41.7
14:00:00	33	19.3	1	37.5
15:00:00	57	16.8	11	37.5
16:00:00	51	18.0	6	40.0
17:00:00	33	19.9	4	38.8
18:00:00	16	30.5	4	40.0
19:00:00	18	25.6	6	38.3
20:00:00	11	29.1	5	42.5
21:00:00	7	31.1	2	37.5
22:00:00	9	22.5	1	37.5
23:00:00	1	27.5	0	0.0
00:00:00	0	N/A	N/A	N/A
01:00:00	0	N/A	N/A	N/A
02:00:00	1	42.5	1	42.5
03:00:00	0	N/A	N/A	N/A
04:00:00	1	22.5	0	0.0
05:00:00	5	34.5	2	40.0
06:00:00	9	36.9	6	40.0
07:00:00	50	20.4	17	40.1
08:00:00	46	20.0	9	39.2
09:00:00	47	20.5	10	38.5
10:00:00	36	22.4	3	39.2
11:00:00	28	20.6	1	47.5
12:00:00	39	15.8	1	42.5
13:00:00	39	22.1	7	38.9
14:00:00	35	18.2	4	42.5
15:00:00	51	16.6	8	39.4
16:00:00	47	20.1	9	38.6
17:00:00	28	29.7	12	40.4
18:00:00	31	25.7	8	40.0
19:00:00	23	22.8	6	40.8
20:00:00	5	27.5	1	37.5
21:00:00	3	42.5	3	42.5
22:00:00	5	31.5	1	52.5
23:00:00	1	27.5	0	0.0
00:00:00	1	37.5	1	37.5
01:00:00	2	40.0	2	40.0

Summary of Violators
Tittleshall war memorial

from Sun-Dec-01-2024-12-00-PM to Fri-Jan-03-2025-11-59-AM

02:00:00	0	N/A	N/A	N/A
03:00:00	0	N/A	N/A	N/A
04:00:00	2	37.5	1	52.5
05:00:00	1	27.5	0	0.0
06:00:00	3	35.8	2	40.0
07:00:00	19	34.2	11	41.1
08:00:00	16	22.5	2	37.5
09:00:00	25	24.2	5	38.5
10:00:00	32	19.6	7	41.1
11:00:00	43	21.9	7	41.8
12:00:00	22	25.0	6	38.3
13:00:00	35	17.6	6	38.3
14:00:00	19	25.3	3	42.5
15:00:00	24	21.5	4	37.5
16:00:00	28	21.3	6	40.8
17:00:00	21	29.6	7	42.5
18:00:00	18	22.5	2	37.5
19:00:00	11	29.5	3	39.2
20:00:00	10	28.0	1	37.5
21:00:00	5	31.5	1	47.5
22:00:00	9	25.6	2	37.5
23:00:00	6	30.0	1	42.5
00:00:00	5	20.0	0	0.0
01:00:00	0	N/A	N/A	N/A
02:00:00	1	22.5	0	0.0
03:00:00	0	N/A	N/A	N/A
04:00:00	0	N/A	N/A	N/A
05:00:00	1	22.5	0	0.0
06:00:00	1	47.5	1	47.5
07:00:00	8	27.8	3	39.2
08:00:00	8	27.8	4	37.5
09:00:00	27	20.2	9	40.8
10:00:00	21	28.0	5	40.5
11:00:00	28	19.5	4	37.5
12:00:00	25	18.9	3	37.5
13:00:00	22	27.3	8	39.4
14:00:00	16	23.8	4	37.5
15:00:00	15	25.8	4	38.8
16:00:00	14	24.1	1	37.5
17:00:00	17	25.7	3	40.8
18:00:00	13	25.2	2	42.5
19:00:00	8	31.3	3	37.5
20:00:00	4	28.8	0	0.0
21:00:00	2	35.0	1	37.5
22:00:00	2	30.0	0	0.0
23:00:00	2	30.0	0	0.0
00:00:00	2	25.0	0	0.0
01:00:00	0	N/A	N/A	N/A
02:00:00	0	N/A	N/A	N/A

Summary of Violators
Tittleshall war memorial

from Sun-Dec-01-2024-12-00-PM to Fri-Jan-03-2025-11-59-AM

03:00:00	3	34.2	1	42.5
04:00:00	1	17.5	0	0.0
05:00:00	5	27.5	0	0.0
06:00:00	5	30.5	1	37.5
07:00:00	32	19.2	8	38.8
08:00:00	48	21.4	9	40.3
09:00:00	44	17.2	6	38.3
10:00:00	35	22.6	8	38.8
11:00:00	44	19.0	8	40.6
12:00:00	33	22.3	6	38.3
13:00:00	28	28.7	12	39.6
14:00:00	29	20.7	3	39.2
15:00:00	51	17.5	8	39.4
16:00:00	44	17.6	2	40.0
17:00:00	27	24.1	7	37.5
18:00:00	31	21.5	4	40.0
19:00:00	11	30.0	4	42.5
20:00:00	9	34.7	5	37.5
21:00:00	10	31.0	2	42.5
22:00:00	2	27.5	0	0.0
23:00:00	1	32.5	0	0.0
00:00:00	0	N/A	N/A	N/A
01:00:00	0	N/A	N/A	N/A
02:00:00	1	37.5	1	37.5
03:00:00	2	25.0	0	0.0
04:00:00	1	17.5	0	0.0
05:00:00	5	31.5	1	52.5
06:00:00	8	29.7	4	38.8
07:00:00	36	25.3	14	39.6
08:00:00	60	16.2	7	39.6
09:00:00	41	17.5	6	39.2
10:00:00	36	19.7	7	39.6
11:00:00	33	23.0	3	39.2
12:00:00	25	22.5	4	41.3
13:00:00	26	21.9	3	44.2
14:00:00	32	20.4	1	42.5
15:00:00	75	15.4	14	38.6
16:00:00	45	16.4	2	37.5
17:00:00	49	17.9	11	38.0
18:00:00	36	20.6	9	41.4
19:00:00	14	28.2	5	39.5
20:00:00	5	28.5	0	0.0
21:00:00	11	27.3	5	38.5
22:00:00	1	32.5	0	0.0
23:00:00	1	32.5	0	0.0
00:00:00	0	N/A	N/A	N/A
01:00:00	0	N/A	N/A	N/A
02:00:00	1	37.5	1	37.5
03:00:00	2	25.0	0	0.0

Summary of Violators
Tittleshall war memorial

from Sun-Dec-01-2024-12-00-PM to Fri-Jan-03-2025-11-59-AM

04:00:00	3	32.5	1	47.5
05:00:00	5	29.0	2	45.0
06:00:00	13	28.3	7	41.1
07:00:00	32	27.1	13	42.1
08:00:00	54	19.4	11	39.3
09:00:00	54	17.9	5	40.5
10:00:00	40	18.1	2	37.5
11:00:00	41	19.1	3	39.2
12:00:00	28	20.8	2	37.5
13:00:00	37	16.4	1	42.5
14:00:00	41	19.1	10	38.5
15:00:00	65	12.5	5	40.5
16:00:00	47	18.6	4	38.8
17:00:00	45	16.6	7	39.6
18:00:00	33	27.2	15	39.5
19:00:00	21	25.1	8	40.0
20:00:00	5	30.5	1	37.5
21:00:00	7	32.5	2	40.0
22:00:00	3	30.8	1	47.5
23:00:00	4	30.0	1	47.5
00:00:00	0	N/A	N/A	N/A
01:00:00	0	N/A	N/A	N/A
02:00:00	0	N/A	N/A	N/A
03:00:00	3	20.0	1	37.5
04:00:00	0	N/A	N/A	N/A
05:00:00	4	24.4	1	37.5
06:00:00	12	32.1	5	40.5
07:00:00	36	17.2	6	37.5
08:00:00	61	17.5	12	39.6
09:00:00	51	18.7	8	40.0
10:00:00	41	21.0	8	38.8
11:00:00	40	21.9	5	42.5
12:00:00	27	21.7	3	37.5
13:00:00	31	19.5	5	37.5
14:00:00	27	21.9	2	37.5
15:00:00	58	14.4	12	37.9
16:00:00	51	17.8	8	38.8
17:00:00	28	24.1	6	38.3
18:00:00	29	24.7	7	40.4
19:00:00	15	34.8	7	41.1
20:00:00	6	23.8	0	0.0
21:00:00	12	25.2	1	37.5
22:00:00	4	26.3	0	0.0
23:00:00	3	34.2	1	42.5
00:00:00	0	N/A	N/A	N/A
01:00:00	0	N/A	N/A	N/A
02:00:00	1	37.5	1	37.5
03:00:00	0	N/A	N/A	N/A
04:00:00	1	42.5	1	42.5

Summary of Violators
Tittleshall war memorial

from Sun-Dec-01-2024-12-00-PM to Fri-Jan-03-2025-11-59-AM

05:00:00	7	33.9	3	42.5
06:00:00	15	32.2	4	41.3
07:00:00	30	23.0	8	38.8
08:00:00	53	18.3	12	39.2
09:00:00	38	20.6	6	39.2
10:00:00	46	15.8	7	38.2
11:00:00	44	17.4	2	37.5
12:00:00	37	19.1	4	40.0
13:00:00	44	20.8	9	39.7
14:00:00	34	23.1	7	39.6
15:00:00	57	16.1	9	38.1
16:00:00	38	20.9	10	38.5
17:00:00	40	22.8	9	40.8
18:00:00	27	26.5	6	42.5
19:00:00	21	25.4	9	41.4
20:00:00	6	27.9	2	42.5
21:00:00	2	25.0	0	0.0
22:00:00	9	27.8	3	40.8
23:00:00	2	40.0	1	52.5
00:00:00	5	30.5	1	37.5
01:00:00	2	27.5	0	0.0
02:00:00	1	32.5	0	0.0
03:00:00	0	N/A	N/A	N/A
04:00:00	1	62.5	1	62.5
05:00:00	5	24.0	1	37.5
06:00:00	8	20.6	1	37.5
07:00:00	15	26.8	5	37.5
08:00:00	19	22.5	2	42.5
09:00:00	26	23.9	8	41.3
10:00:00	23	20.9	5	38.5
11:00:00	77	13.4	12	37.9
12:00:00	30	18.1	1	42.5
13:00:00	30	22.3	4	40.0
14:00:00	41	20.1	8	38.8
15:00:00	19	25.3	4	38.8
16:00:00	31	19.7	3	39.2
17:00:00	22	31.3	7	41.8
18:00:00	9	28.6	1	37.5
19:00:00	25	21.2	6	39.2
20:00:00	8	23.4	0	0.0
21:00:00	7	23.6	1	37.5
22:00:00	8	31.9	3	42.5
23:00:00	2	32.5	1	37.5
00:00:00	2	30.0	0	0.0
01:00:00	0	N/A	N/A	N/A
02:00:00	0	N/A	N/A	N/A
03:00:00	2	13.8	0	0.0
04:00:00	0	N/A	N/A	N/A
05:00:00	2	27.5	1	37.5

Summary of Violators
Tittleshall war memorial

from Sun-Dec-01-2024-12-00-PM to Fri-Jan-03-2025-11-59-AM

06:00:00	5	27.0	4	37.5
07:00:00	12	26.9	6	43.3
08:00:00	11	33.0	4	41.3
09:00:00	28	22.8	10	39.0
10:00:00	35	19.9	3	42.5
11:00:00	36	21.2	6	40.8
12:00:00	31	22.6	5	39.5
13:00:00	21	23.9	5	39.5
14:00:00	24	25.4	5	38.5
15:00:00	26	21.0	5	40.5
16:00:00	18	22.1	3	37.5
17:00:00	23	29.3	11	39.8
18:00:00	13	28.8	4	38.8
19:00:00	9	35.3	5	40.5
20:00:00	11	30.5	5	40.5
21:00:00	1	47.5	1	47.5
22:00:00	1	37.5	1	37.5
23:00:00	0	N/A	N/A	N/A
00:00:00	1	32.5	0	0.0
01:00:00	0	N/A	N/A	N/A
02:00:00	1	42.5	1	42.5
03:00:00	2	35.0	1	47.5
04:00:00	2	15.0	0	0.0
05:00:00	9	31.4	3	40.8
06:00:00	18	27.2	12	39.6
07:00:00	40	24.4	11	40.7
08:00:00	50	17.7	7	40.4
09:00:00	47	18.5	7	39.6
10:00:00	47	17.6	4	43.8
11:00:00	40	18.6	7	39.6
12:00:00	30	21.3	2	37.5
13:00:00	30	17.6	1	37.5
14:00:00	32	22.7	7	37.5
15:00:00	51	19.7	9	38.1
16:00:00	48	19.8	4	41.3
17:00:00	35	23.1	9	41.4
18:00:00	24	27.2	8	39.4
19:00:00	5	35.5	3	40.8
20:00:00	4	31.3	2	42.5
21:00:00	7	25.7	1	37.5
22:00:00	2	40.0	2	40.0
23:00:00	1	37.5	1	37.5
00:00:00	0	N/A	N/A	N/A
01:00:00	0	N/A	N/A	N/A
02:00:00	2	30.0	0	0.0
03:00:00	1	32.5	0	0.0
04:00:00	1	42.5	1	42.5
05:00:00	11	26.8	3	37.5
06:00:00	10	20.3	1	37.5

Summary of Violators
Tittleshall war memorial

from Sun-Dec-01-2024-12-00-PM to Fri-Jan-03-2025-11-59-AM

07:00:00	35	25.6	11	42.0
08:00:00	59	16.8	11	38.9
09:00:00	46	17.8	7	38.9
10:00:00	40	19.3	4	40.0
11:00:00	55	18.0	6	39.2
12:00:00	43	20.1	10	39.5
13:00:00	43	17.4	8	38.8
14:00:00	35	19.8	8	38.1
15:00:00	63	15.9	7	39.6
16:00:00	49	19.5	15	39.5
17:00:00	49	19.3	12	38.8
18:00:00	26	23.0	8	40.0
19:00:00	6	32.5	1	42.5
20:00:00	8	31.3	2	42.5
21:00:00	4	33.8	1	47.5
22:00:00	3	35.8	2	37.5
23:00:00	2	13.8	0	0.0
00:00:00	0	N/A	N/A	N/A
01:00:00	1	37.5	1	37.5
02:00:00	2	40.0	2	40.0
03:00:00	2	35.0	1	47.5
04:00:00	1	37.5	1	37.5
05:00:00	12	32.1	4	40.0
06:00:00	6	38.3	4	42.5
07:00:00	31	24.0	7	39.6
08:00:00	52	17.0	5	38.5
09:00:00	40	22.1	7	39.6
10:00:00	39	19.7	6	38.3
11:00:00	43	18.2	7	41.1
12:00:00	34	22.9	4	41.3
13:00:00	37	22.0	9	38.6
14:00:00	38	18.4	5	39.5
15:00:00	48	16.4	4	40.0
16:00:00	46	19.0	6	40.0
17:00:00	40	19.9	10	38.0
18:00:00	28	23.8	8	40.6
19:00:00	20	34.0	9	40.8
20:00:00	7	26.4	1	37.5
21:00:00	4	26.9	3	37.5
22:00:00	3	32.5	1	47.5
23:00:00	1	22.5	0	0.0
00:00:00	1	42.5	1	42.5
01:00:00	0	N/A	N/A	N/A
02:00:00	0	N/A	N/A	N/A
03:00:00	3	27.5	0	0.0
04:00:00	0	N/A	N/A	N/A
05:00:00	5	33.5	3	39.2
06:00:00	7	33.6	6	41.7
07:00:00	33	23.0	10	39.5

Summary of Violators
Tittleshall war memorial

from Sun-Dec-01-2024-12-00-PM to Fri-Jan-03-2025-11-59-AM

08:00:00	69	17.4	15	40.2
09:00:00	40	22.6	9	38.6
10:00:00	43	21.0	10	40.0
11:00:00	34	20.7	6	40.0
12:00:00	41	17.3	3	40.8
13:00:00	41	20.7	7	40.4
14:00:00	47	19.4	6	39.2
15:00:00	55	17.2	10	39.0
16:00:00	42	19.2	8	38.8
17:00:00	45	21.4	12	39.2
18:00:00	28	22.9	8	39.4
19:00:00	15	28.0	5	48.5
20:00:00	15	28.0	5	41.5
21:00:00	6	29.6	4	37.5
22:00:00	1	37.5	1	37.5
23:00:00	4	27.5	0	0.0
00:00:00	1	37.5	1	37.5
01:00:00	0	N/A	N/A	N/A
02:00:00	1	42.5	1	42.5
03:00:00	0	N/A	N/A	N/A
04:00:00	2	37.5	1	42.5
05:00:00	4	38.8	3	40.8
06:00:00	2	37.5	1	42.5
07:00:00	36	27.6	14	40.0
08:00:00	53	16.6	12	38.3
09:00:00	43	19.7	12	39.6
10:00:00	52	18.7	6	40.8
11:00:00	32	20.8	8	38.1
12:00:00	66	13.4	7	38.2
13:00:00	46	18.7	10	39.5
14:00:00	46	17.5	6	39.2
15:00:00	38	23.1	10	38.5
16:00:00	48	19.4	5	39.5
17:00:00	36	23.4	10	39.5
18:00:00	24	27.7	7	40.4
19:00:00	15	25.0	7	38.2
20:00:00	12	23.1	2	37.5
21:00:00	10	29.3	5	38.5
22:00:00	4	36.3	2	42.5
23:00:00	3	35.8	2	40.0
00:00:00	2	30.0	0	0.0
01:00:00	2	30.0	0	0.0
02:00:00	0	N/A	N/A	N/A
03:00:00	0	N/A	N/A	N/A
04:00:00	0	N/A	N/A	N/A
05:00:00	2	40.0	2	40.0
06:00:00	4	24.4	1	42.5
07:00:00	17	26.3	5	39.5
08:00:00	23	22.2	4	41.3

Summary of Violators
Tittleshall war memorial

from Sun-Dec-01-2024-12-00-PM to Fri-Jan-03-2025-11-59-AM

09:00:00	21	30.2	6	40.0
10:00:00	36	23.1	8	40.0
11:00:00	32	22.8	10	39.5
12:00:00	31	24.8	10	40.5
13:00:00	34	24.1	8	40.6
14:00:00	29	23.4	6	37.5
15:00:00	32	22.6	5	38.5
16:00:00	30	23.0	4	40.0
17:00:00	29	27.7	9	41.4
18:00:00	16	26.7	5	40.5
19:00:00	14	35.2	8	44.4
20:00:00	7	36.1	4	40.0
21:00:00	6	30.8	1	37.5
22:00:00	2	20.0	0	0.0
23:00:00	6	33.3	3	39.2
00:00:00	0	N/A	N/A	N/A
01:00:00	2	27.5	0	0.0
02:00:00	0	N/A	N/A	N/A
03:00:00	1	27.5	0	0.0
04:00:00	0	N/A	N/A	N/A
05:00:00	2	32.5	1	37.5
06:00:00	2	25.0	1	37.5
07:00:00	9	31.4	2	47.5
08:00:00	6	35.0	3	37.5
09:00:00	17	31.3	6	40.8
10:00:00	25	22.9	7	40.4
11:00:00	54	18.9	7	40.4
12:00:00	38	23.5	11	40.7
13:00:00	26	21.8	8	39.4
14:00:00	46	15.3	7	38.9
15:00:00	16	28.3	2	45.0
16:00:00	17	31.8	7	40.4
17:00:00	17	29.9	5	44.5
18:00:00	11	30.9	3	45.8
19:00:00	13	26.7	3	44.2
20:00:00	3	24.2	0	0.0
21:00:00	2	35.0	1	37.5
22:00:00	4	28.8	0	0.0
23:00:00	3	44.2	2	50.0
00:00:00	0	N/A	N/A	N/A
01:00:00	0	N/A	N/A	N/A
02:00:00	0	N/A	N/A	N/A
03:00:00	4	46.3	3	52.5
04:00:00	0	N/A	N/A	N/A
05:00:00	4	35.0	2	40.0
06:00:00	7	28.9	1	37.5
07:00:00	29	22.5	9	41.4
08:00:00	36	22.0	8	40.0
09:00:00	54	19.9	9	39.7

Summary of Violators
Tittleshall war memorial

from Sun-Dec-01-2024-12-00-PM to Fri-Jan-03-2025-11-59-AM

10:00:00	46	19.2	13	38.3
11:00:00	37	18.4	3	39.2
12:00:00	49	19.7	9	40.3
13:00:00	41	18.8	3	42.5
14:00:00	44	19.4	7	38.2
15:00:00	43	19.7	8	38.1
16:00:00	31	24.6	7	39.6
17:00:00	19	26.8	6	39.2
18:00:00	21	23.6	5	40.5
19:00:00	15	27.0	5	40.5
20:00:00	5	35.5	3	39.2
21:00:00	6	33.3	3	39.2
22:00:00	4	32.5	1	37.5
23:00:00	1	27.5	0	0.0
00:00:00	1	37.5	1	37.5
01:00:00	1	37.5	1	37.5
02:00:00	0	N/A	N/A	N/A
03:00:00	1	27.5	0	0.0
04:00:00	0	N/A	N/A	N/A
05:00:00	3	27.5	1	37.5
06:00:00	3	21.7	1	37.5
07:00:00	25	25.8	10	40.0
08:00:00	26	24.6	8	41.3
09:00:00	44	21.6	8	39.4
10:00:00	40	19.1	7	39.6
11:00:00	37	23.4	15	39.2
12:00:00	32	22.1	10	39.0
13:00:00	35	20.2	11	38.0
14:00:00	26	24.3	5	41.5
15:00:00	23	24.7	3	42.5
16:00:00	29	24.9	5	40.5
17:00:00	12	30.2	6	40.8
18:00:00	24	27.7	8	40.0
19:00:00	9	25.3	2	40.0
20:00:00	9	26.1	2	37.5
21:00:00	1	22.5	0	0.0
22:00:00	4	35.0	2	40.0
23:00:00	0	N/A	N/A	N/A
00:00:00	0	N/A	N/A	N/A
01:00:00	1	27.5	0	0.0
02:00:00	0	N/A	N/A	N/A
03:00:00	0	N/A	N/A	N/A
04:00:00	0	N/A	N/A	N/A
05:00:00	0	N/A	N/A	N/A
06:00:00	5	33.5	1	47.5
07:00:00	3	37.5	1	52.5
08:00:00	5	29.0	4	37.5
09:00:00	11	30.0	5	41.5
10:00:00	22	28.3	7	41.8

Summary of Violators
Tittleshall war memorial

from Sun-Dec-01-2024-12-00-PM to Fri-Jan-03-2025-11-59-AM

11:00:00	19	26.7	7	39.6
12:00:00	25	25.4	7	42.5
13:00:00	20	25.0	5	40.5
14:00:00	8	24.1	0	0.0
15:00:00	16	27.0	2	40.0
16:00:00	11	25.2	1	37.5
17:00:00	12	30.2	4	41.3
18:00:00	5	27.0	2	42.5
19:00:00	8	28.4	2	42.5
20:00:00	10	26.0	4	41.3
21:00:00	8	29.1	3	40.8
22:00:00	3	30.8	1	37.5
23:00:00	2	40.0	2	40.0
00:00:00	0	N/A	N/A	N/A
01:00:00	0	N/A	N/A	N/A
02:00:00	0	N/A	N/A	N/A
03:00:00	0	N/A	N/A	N/A
04:00:00	0	N/A	N/A	N/A
05:00:00	0	N/A	N/A	N/A
06:00:00	1	27.5	0	0.0
07:00:00	5	27.5	1	42.5
08:00:00	8	28.8	2	40.0
09:00:00	19	24.1	2	50.0
10:00:00	21	25.8	3	37.5
11:00:00	36	25.1	11	40.7
12:00:00	24	26.3	7	40.4
13:00:00	9	33.1	3	42.5
14:00:00	20	27.4	6	41.7
15:00:00	16	29.5	6	40.8
16:00:00	10	34.8	6	43.3
17:00:00	11	20.9	2	37.5
18:00:00	11	30.2	3	39.2
19:00:00	8	34.4	4	41.3
20:00:00	3	34.2	1	37.5
21:00:00	5	28.5	1	37.5
22:00:00	4	25.6	1	42.5
23:00:00	0	N/A	N/A	N/A
00:00:00	1	32.5	0	0.0
01:00:00	0	N/A	N/A	N/A
02:00:00	1	42.5	1	42.5
03:00:00	0	N/A	N/A	N/A
04:00:00	1	57.5	1	57.5
05:00:00	1	12.5	0	0.0
06:00:00	4	33.8	2	37.5
07:00:00	11	27.3	4	37.5
08:00:00	16	28.4	8	40.6
09:00:00	19	22.8	3	37.5
10:00:00	26	23.3	5	38.5
11:00:00	32	22.1	11	38.4

Summary of Violators
Tittleshall war memorial

from Sun-Dec-01-2024-12-00-PM to Fri-Jan-03-2025-11-59-AM

12:00:00	37	19.1	9	40.8
13:00:00	24	25.3	8	41.9
14:00:00	22	24.5	7	38.9
15:00:00	30	22.4	6	39.2
16:00:00	18	27.4	5	41.5
17:00:00	20	26.5	9	39.7
18:00:00	23	27.1	7	40.4
19:00:00	6	35.0	3	40.8
20:00:00	8	25.0	4	40.0
21:00:00	2	35.0	1	37.5
22:00:00	1	32.5	0	0.0
23:00:00	3	16.7	0	0.0
00:00:00	0	N/A	N/A	N/A
01:00:00	0	N/A	N/A	N/A
02:00:00	0	N/A	N/A	N/A
03:00:00	0	N/A	N/A	N/A
04:00:00	1	52.5	1	52.5
05:00:00	1	22.5	0	0.0
06:00:00	1	37.5	1	37.5
07:00:00	5	34.5	3	40.8
08:00:00	19	26.3	7	38.2
09:00:00	23	28.9	11	38.9
10:00:00	33	19.1	8	39.4
11:00:00	38	22.1	11	39.3
12:00:00	36	22.8	8	40.0
13:00:00	23	26.7	9	40.8
14:00:00	32	23.9	9	41.9
15:00:00	22	28.2	7	41.8
16:00:00	14	27.3	4	37.5
17:00:00	24	25.0	6	39.2
18:00:00	22	22.2	2	40.0
19:00:00	12	34.6	5	44.5
20:00:00	7	31.1	2	40.0
21:00:00	4	30.0	0	0.0
22:00:00	5	32.5	2	42.5
23:00:00	2	32.5	1	37.5
00:00:00	2	30.0	0	0.0
01:00:00	0	N/A	N/A	N/A
02:00:00	0	N/A	N/A	N/A
03:00:00	1	32.5	0	0.0
04:00:00	0	N/A	N/A	N/A
05:00:00	1	12.5	0	0.0
06:00:00	2	37.5	1	52.5
07:00:00	6	30.0	1	42.5
08:00:00	0	N/A	N/A	N/A
09:00:00	23	28.3	8	43.1
10:00:00	28	21.1	6	45.0
11:00:00	24	25.0	6	38.3
12:00:00	29	20.1	5	40.5

Summary of Violators
Tittleshall war memorial

from Sun-Dec-01-2024-12-00-PM to Fri-Jan-03-2025-11-59-AM

13:00:00	29	26.0	11	41.6
14:00:00	21	22.5	3	44.2
15:00:00	19	23.3	3	39.2
16:00:00	20	24.6	3	40.8
17:00:00	18	23.6	3	39.2
18:00:00	8	33.8	3	39.2
19:00:00	7	28.2	0	0.0
20:00:00	6	27.1	1	42.5
21:00:00	4	42.5	3	45.8
22:00:00	1	42.5	1	42.5
23:00:00	1	27.5	0	0.0
00:00:00	0	N/A	N/A	N/A
01:00:00	0	N/A	N/A	N/A
02:00:00	2	40.0	1	47.5
03:00:00	1	27.5	0	0.0
04:00:00	2	16.3	0	0.0
05:00:00	3	34.2	1	52.5
06:00:00	5	35.5	2	47.5
07:00:00	12	33.8	6	41.7
08:00:00	26	28.7	10	42.5
09:00:00	31	24.2	7	42.5
10:00:00	39	19.4	5	42.5
11:00:00	34	22.9	10	39.0
12:00:00	33	23.5	7	43.9
13:00:00	30	24.5	9	38.1
14:00:00	28	22.8	5	39.5
15:00:00	44	19.0	12	40.0
16:00:00	14	23.2	1	37.5
17:00:00	25	26.5	5	39.5
18:00:00	14	28.8	2	37.5
19:00:00	10	33.8	6	44.2
20:00:00	7	26.8	1	37.5
21:00:00	3	37.5	2	42.5
22:00:00	2	25.0	0	0.0
23:00:00	2	37.5	1	47.5
00:00:00	0	N/A	N/A	N/A
01:00:00	2	35.0	1	42.5
02:00:00	0	N/A	N/A	N/A
03:00:00	2	13.8	0	0.0
04:00:00	0	N/A	N/A	N/A
05:00:00	3	37.5	2	40.0
06:00:00	7	33.2	3	42.5
07:00:00	15	29.7	5	42.5
08:00:00	14	26.8	5	37.5
09:00:00	28	25.1	7	40.4
10:00:00	37	17.8	6	40.0
11:00:00	27	24.7	9	39.2
12:00:00	30	22.1	5	38.5
13:00:00	25	24.7	9	40.8

Summary of Violators
Tittleshall war memorial

from Sun-Dec-01-2024-12-00-PM to Fri-Jan-03-2025-11-59-AM

14:00:00	27	22.0	6	41.7
15:00:00	34	24.2	8	43.1
16:00:00	27	25.9	10	38.5
17:00:00	22	27.3	12	41.7
18:00:00	4	24.4	1	42.5
19:00:00	5	36.5	3	42.5
20:00:00	4	32.5	1	42.5
21:00:00	7	31.8	2	42.5
22:00:00	4	28.8	0	0.0
23:00:00	1	27.5	0	0.0
00:00:00	3	32.5	1	42.5
01:00:00	2	50.0	2	50.0
02:00:00	0	N/A	N/A	N/A
03:00:00	0	N/A	N/A	N/A
04:00:00	0	N/A	N/A	N/A
05:00:00	0	N/A	N/A	N/A
06:00:00	2	37.5	1	42.5
07:00:00	5	30.5	1	37.5
08:00:00	5	37.5	4	40.0
09:00:00	8	33.1	4	41.3
10:00:00	19	24.1	4	38.8
11:00:00	8	26.6	1	42.5
12:00:00	23	25.9	8	38.8
13:00:00	13	28.8	4	41.3
14:00:00	17	23.1	2	37.5
15:00:00	15	26.5	6	39.2
16:00:00	18	27.5	6	39.2
17:00:00	5	30.5	2	37.5
18:00:00	10	20.8	2	37.5
19:00:00	4	31.3	1	37.5
20:00:00	9	32.5	3	40.8
21:00:00	3	34.2	1	42.5
22:00:00	1	22.5	0	0.0
23:00:00	1	27.5	0	0.0
00:00:00	1	37.5	1	37.5
01:00:00	1	27.5	0	0.0
02:00:00	0	N/A	N/A	N/A
03:00:00	2	22.5	0	0.0
04:00:00	0	N/A	N/A	N/A
05:00:00	5	20.0	0	0.0
06:00:00	5	31.5	2	42.5
07:00:00	15	22.7	0	0.0
08:00:00	22	21.8	4	37.5
09:00:00	24	28.4	7	38.9
10:00:00	37	23.4	5	43.5
11:00:00	28	26.3	4	40.0
12:00:00	30	24.4	8	40.6
13:00:00	29	21.2	5	40.5
14:00:00	31	16.0	6	40.0

Summary of Violators
Tittleshall war memorial

from Sun-Dec-01-2024-12-00-PM to Fri-Jan-03-2025-11-59-AM

15:00:00	33	24.0	4	38.8
16:00:00	22	28.6	8	41.9
17:00:00	33	22.0	5	38.5
18:00:00	20	25.1	5	38.5
19:00:00	11	27.3	3	37.5
20:00:00	7	33.2	2	42.5
21:00:00	1	37.5	1	37.5
22:00:00	3	25.8	0	0.0
23:00:00	2	25.0	0	0.0

Incoming Histogram

Tittleshall war memorial

from Sun-Dec-01-2024-12-00-PM to Fri-Jan-03-2025-11-59-AM

Date	Starting Hr:min	<15	15 to <20	20 to <25	25 to <30	30 to <35	35 to <40	40 to <45	45 to <50	50 to <55	55 to <60	60 to <65	65 to <70	70 to <75	75 to <80	80 to <85	85 to <90	90 to <95	95 to <100	100 to >105	Total Counts	Avg Speed (MPH)	85pet Speed	10MPH Pace	% in pace	# of Speeders	% Speeders	
01/12/2024	00:00	*	*	*	*	*	*	*	*	*	*	*	*	*	*	*	*	*	*	*	*	*	*	*	*	*	*	
01/12/2024	01:00	*	*	*	*	*	*	*	*	*	*	*	*	*	*	*	*	*	*	*	*	*	*	*	*	*	*	
01/12/2024	02:00	*	*	*	*	*	*	*	*	*	*	*	*	*	*	*	*	*	*	*	*	*	*	*	*	*	*	
01/12/2024	03:00	*	*	*	*	*	*	*	*	*	*	*	*	*	*	*	*	*	*	*	*	*	*	*	*	*	*	
01/12/2024	04:00	*	*	*	*	*	*	*	*	*	*	*	*	*	*	*	*	*	*	*	*	*	*	*	*	*	*	
01/12/2024	05:00	*	*	*	*	*	*	*	*	*	*	*	*	*	*	*	*	*	*	*	*	*	*	*	*	*	*	
01/12/2024	06:00	*	*	*	*	*	*	*	*	*	*	*	*	*	*	*	*	*	*	*	*	*	*	*	*	*	*	
01/12/2024	07:00	*	*	*	*	*	*	*	*	*	*	*	*	*	*	*	*	*	*	*	*	*	*	*	*	*	*	
01/12/2024	08:00	*	*	*	*	*	*	*	*	*	*	*	*	*	*	*	*	*	*	*	*	*	*	*	*	*	*	
01/12/2024	09:00	*	*	*	*	*	*	*	*	*	*	*	*	*	*	*	*	*	*	*	*	*	*	*	*	*	*	
01/12/2024	10:00	*	*	*	*	*	*	*	*	*	*	*	*	*	*	*	*	*	*	*	*	*	*	*	*	*	*	
01/12/2024	11:00	*	*	*	*	*	*	*	*	*	*	*	*	*	*	*	*	*	*	*	*	*	*	*	*	*	*	
01/12/2024	12:00	0	1	1	9	5	1	1	0	0	0	0	0	0	0	0	0	0	0	0	0	18	29.1	34	25 to 35	77.8	2	11.1
01/12/2024	13:00	0	0	3	13	8	3	2	0	0	0	0	0	0	0	0	0	0	0	0	0	29	30.1	36.7	25 to 35	72.4	5	17.2
01/12/2024	14:00	1	1	1	7	5	4	0	0	0	0	0	0	0	0	0	0	0	0	0	0	19	28.9	36.2	25 to 35	63.2	4	21.1
01/12/2024	15:00	1	1	0	10	4	4	2	0	0	0	0	0	0	0	0	0	0	0	0	0	22	30.1	38.8	25 to 35	63.6	6	27.3
01/12/2024	16:00	0	1	4	8	5	3	0	0	1	0	0	0	0	0	0	0	0	0	0	0	22	29.5	36.7	25 to 35	59.1	4	18.2
01/12/2024	17:00	0	0	2	1	5	2	1	1	0	1	0	0	0	0	0	0	0	0	0	0	13	34.8	45	30 to 40	53.8	5	38.5
01/12/2024	18:00	0	0	0	4	3	1	2	1	0	0	0	0	0	0	0	0	0	0	0	0	11	33.9	42.5	25 to 35	63.6	4	36.4
01/12/2024	19:00	0	0	0	3	0	3	1	0	0	0	0	0	0	0	0	0	0	0	0	0	7	33.4	40	35 to 45	57.1	4	57.1
01/12/2024	20:00	0	0	1	4	0	0	0	0	0	0	0	0	0	0	0	0	0	0	0	0	5	26	28.8	20 to 30	100.0	*	*
01/12/2024	21:00	0	0	0	2	1	1	1	0	0	0	0	0	0	0	0	0	0	0	0	0	5	33	40	25 to 35	60.0	2	40.0
01/12/2024	22:00	0	0	0	2	1	0	0	0	0	0	0	0	0	0	0	0	0	0	0	0	3	28.7	35	25 to 35	100.0	*	*
01/12/2024	23:00	0	0	0	1	0	1	0	0	0	0	0	0	0	0	0	0	0	0	0	0	2	32	40	20 to 30	50.0	1	50.0
24 Hr Summary		2	4	12	64	37	23	10	2	1	1	0	0	0	0	0	0	0	0	0	0	156	30.5	38	25 to 35	64.7	37	23.7

Incoming Histogram

Tittleshall war memorial

from Sun-Dec-01-2024-12-00-PM to Fri-Jan-03-2025-11-59-AM

Date	Starting Hr:min	<15	15 to <20	20 to <25	25 to <30	30 to <35	35 to <40	40 to <45	45 to <50	50 to <55	55 to <60	60 to <65	65 to <70	70 to <75	75 to <80	80 to <85	85 to <90	90 to <95	95 to <100	100 to >105	Total Counts	Avg Speed (MPH)	85pet Speed	10MPH Pace	% in pace	# of Speeders	% Speeders
02/12/2024	00:00	0	0	0	0	0	0	0	0	0	0	0	0	0	0	0	0	0	0	0	0	0	0	*	*	*	*
02/12/2024	01:00	0	0	0	0	0	0	0	0	0	0	0	0	0	0	0	0	0	0	0	0	0	0	*	*	*	*
02/12/2024	02:00	0	0	0	0	0	0	0	1	0	0	0	0	0	0	0	0	0	0	0	1	47	50	40 to 50	100.0	1	100.0
02/12/2024	03:00	0	0	1	0	0	0	0	0	0	0	0	0	0	0	0	0	0	0	0	1	22	25	15 to 25	100.0	*	*
02/12/2024	04:00	0	0	0	0	0	0	0	0	0	0	0	0	0	0	0	0	0	0	0	0	0	0	*	*	*	*
02/12/2024	05:00	1	0	1	2	2	0	0	1	0	0	0	0	0	0	0	0	0	0	0	7	28.4	35	25 to 35	57.1	1	14.3
02/12/2024	06:00	0	1	1	1	3	3	1	0	0	0	0	0	0	0	0	0	0	0	0	10	31.6	38.3	30 to 40	60.0	4	40.0
02/12/2024	07:00	1	0	6	11	14	13	2	0	0	0	0	0	0	0	0	0	0	0	0	47	31.2	38.1	30 to 40	57.4	15	31.9
02/12/2024	08:00	0	1	11	21	17	4	5	1	0	0	0	0	0	0	0	0	0	0	0	60	29.9	36.2	25 to 35	63.3	10	16.7
02/12/2024	09:00	1	6	7	18	7	7	2	0	0	0	0	0	0	0	0	0	0	0	0	48	27.8	36.4	20 to 30	52.1	9	18.8
02/12/2024	10:00	1	2	10	8	8	5	1	0	0	0	0	0	0	0	0	0	0	0	0	35	27.8	36	20 to 30	51.4	6	17.1
02/12/2024	11:00	1	1	8	10	2	3	1	0	0	0	0	0	0	0	0	0	0	0	0	26	26.8	35	20 to 30	69.2	4	15.4
02/12/2024	12:00	1	6	10	21	6	3	0	0	0	0	0	0	0	0	0	0	0	0	0	47	25.9	31.7	20 to 30	66.0	3	6.4
02/12/2024	13:00	0	1	8	8	8	3	3	0	0	0	0	0	0	0	0	0	0	0	0	31	29.3	36.7	20 to 30	51.6	6	19.4
02/12/2024	14:00	4	0	5	10	7	2	0	0	0	0	0	0	0	0	0	0	0	0	0	28	26.1	33.6	25 to 35	60.7	2	7.1
02/12/2024	15:00	0	3	12	23	5	6	0	1	0	0	0	0	0	0	0	0	0	0	0	50	27.6	34	20 to 30	70.0	7	14.0
02/12/2024	16:00	0	1	10	20	9	3	3	0	0	0	0	0	0	0	0	0	0	0	0	46	28.6	34.4	20 to 30	65.2	6	13.0
02/12/2024	17:00	1	5	5	8	7	1	2	1	0	0	0	0	0	0	0	0	0	0	0	30	27.4	35	25 to 35	50.0	4	13.3
02/12/2024	18:00	0	1	3	10	9	4	0	0	0	0	0	0	0	0	0	0	0	0	0	27	29.4	35	25 to 35	70.4	4	14.8
02/12/2024	19:00	0	0	1	5	2	4	2	0	0	0	0	0	0	0	0	0	0	0	0	14	32.4	40	25 to 35	50.0	6	42.9
02/12/2024	20:00	0	1	2	0	0	0	0	0	0	0	0	0	0	0	0	0	0	0	0	3	20.7	25	15 to 25	100.0	*	*
02/12/2024	21:00	0	0	0	2	3	0	0	0	0	0	0	0	0	0	0	0	0	0	0	5	30	33.3	25 to 35	100.0	*	*
02/12/2024	22:00	0	1	1	1	0	0	0	0	0	0	0	0	0	0	0	0	0	0	0	3	22	30	15 to 25	66.7	*	*
02/12/2024	23:00	0	0	0	0	1	0	0	0	0	0	0	0	0	0	0	0	0	0	0	1	32	35	25 to 35	100.0	*	*
24 Hr Summary		11	30	102	179	110	61	22	5	0	0	0	0	0	0	0	0	0	0	0	520	28.4	35.8	25 to 35	55.6	88	16.9

Incoming Histogram

Tittleshall war memorial

from Sun-Dec-01-2024-12-00-PM to Fri-Jan-03-2025-11-59-AM

Date	Starting Hr:min	<15	15 to <20	20 to <25	25 to <30	30 to <35	35 to <40	40 to <45	45 to <50	50 to <55	55 to <60	60 to <65	65 to <70	70 to <75	75 to <80	80 to <85	85 to <90	90 to <95	95 to <100	100 to >105	Total Counts	Avg Speed (MPH)	85pet Speed	10MPH Pace	% in pace	# of Speeders	% Speeders	
03/12/2024	00:00	0	0	0	0	0	0	0	0	0	0	0	0	0	0	0	0	0	0	0	0	0	0	*	*	*	*	
03/12/2024	01:00	0	0	0	0	0	0	0	0	0	0	0	0	0	0	0	0	0	0	0	0	0	0	*	*	*	*	
03/12/2024	02:00	0	0	0	0	0	0	0	0	0	0	0	0	0	0	0	0	0	0	0	0	0	0	*	*	*	*	
03/12/2024	03:00	0	0	1	0	0	0	0	0	0	0	0	0	0	0	0	0	0	0	0	0	1	22	25	15 to 25	100.0	*	*
03/12/2024	04:00	0	0	0	0	0	1	0	0	0	0	0	0	0	0	0	0	0	0	0	0	1	37	40	30 to 40	100.0	1	100.0
03/12/2024	05:00	1	0	1	1	6	2	0	2	0	0	0	0	0	0	0	0	0	0	0	0	13	32.5	40	30 to 40	61.5	4	30.8
03/12/2024	06:00	0	0	1	0	1	4	3	0	0	0	0	0	0	0	0	0	0	0	0	0	9	36.4	43.3	35 to 45	77.8	7	77.8
03/12/2024	07:00	0	4	4	11	3	9	2	2	1	0	0	0	0	0	0	0	0	0	0	0	36	31.2	40	20 to 30	41.7	14	38.9
03/12/2024	08:00	0	3	5	18	17	7	4	0	0	0	0	0	0	0	0	0	0	0	0	0	54	30.3	37.1	25 to 35	64.8	11	20.4
03/12/2024	09:00	0	2	1	14	5	4	0	1	1	0	0	0	0	0	0	0	0	0	0	0	28	30.2	37.5	25 to 35	67.9	6	21.4
03/12/2024	10:00	1	2	7	11	6	5	3	0	0	0	0	0	0	0	0	0	0	0	0	0	35	28.8	38	20 to 30	51.4	8	22.9
03/12/2024	11:00	1	3	14	7	8	4	0	0	0	0	0	0	0	0	0	0	0	0	0	0	37	26.3	33.8	20 to 30	56.8	4	10.8
03/12/2024	12:00	5	5	6	4	4	4	3	0	0	1	0	0	0	0	0	0	0	0	0	0	32	26.5	38.8	15 to 25	34.4	8	25.0
03/12/2024	13:00	0	1	7	15	11	4	2	0	0	0	0	0	0	0	0	0	0	0	0	0	40	29.3	35	25 to 35	65.0	6	15.0
03/12/2024	14:00	0	1	7	14	6	2	3	0	1	0	0	0	0	0	0	0	0	0	0	0	34	29.4	37.5	20 to 30	61.8	6	17.6
03/12/2024	15:00	0	2	18	20	13	3	2	0	0	0	0	0	0	0	0	0	0	0	0	0	58	27.5	33.5	20 to 30	65.5	5	8.6
03/12/2024	16:00	2	4	9	20	12	6	1	0	0	0	0	0	0	0	0	0	0	0	0	0	54	27.7	34.6	25 to 35	59.3	7	13.0
03/12/2024	17:00	1	3	11	7	7	8	3	0	1	0	0	0	0	0	0	0	0	0	0	0	41	29.3	38.8	20 to 30	43.9	12	29.3
03/12/2024	18:00	1	0	2	6	8	2	3	0	0	0	0	0	0	0	0	0	0	0	0	0	22	30.7	40	25 to 35	63.6	5	22.7
03/12/2024	19:00	0	0	2	6	6	1	5	0	0	0	0	0	0	0	0	0	0	0	0	0	20	32.5	42	25 to 35	60.0	6	30.0
03/12/2024	20:00	0	1	1	2	4	1	0	0	0	0	0	0	0	0	0	0	0	0	0	0	9	28.8	35	25 to 35	66.7	1	11.1
03/12/2024	21:00	0	0	1	1	1	2	0	0	0	0	0	0	0	0	0	0	0	0	0	0	5	31	37.5	30 to 40	60.0	2	40.0
03/12/2024	22:00	0	1	0	3	1	0	1	0	0	0	0	0	0	0	0	0	0	0	0	0	6	28.8	35	25 to 35	66.7	1	16.7
03/12/2024	23:00	0	0	0	0	0	0	0	0	0	0	0	0	0	0	0	0	0	0	0	0	0	0	*	*	*	*	
24 Hr Summary		12	32	98	160	119	69	35	5	4	1	0	0	0	0	0	0	0	0	0	535	29.2	37.5	25 to 35	52.1	114	21.3	

Incoming Histogram

Tittleshall war memorial

from Sun-Dec-01-2024-12-00-PM to Fri-Jan-03-2025-11-59-AM

Date	Starting Hr:min	<15	15 to <20	20 to <25	25 to <30	30 to <35	35 to <40	40 to <45	45 to <50	50 to <55	55 to <60	60 to <65	65 to <70	70 to <75	75 to <80	80 to <85	85 to <90	90 to <95	95 to <100	100 to >105	Total Counts	Avg Speed (MPH)	85pet Speed	10MPH Pace	% in pace	# of Speeders	% Speeders
04/12/2024	00:00	0	0	0	0	0	0	0	0	0	0	0	0	0	0	0	0	0	0	0	0	0	0	*	*	*	*
04/12/2024	01:00	0	0	0	0	0	0	0	0	0	0	0	0	0	0	0	0	0	0	0	0	0	0	*	*	*	*
04/12/2024	02:00	0	0	0	0	0	1	0	0	0	0	0	0	0	0	0	0	0	0	0	1	37	40	30 to 40	100.0	1	100.0
04/12/2024	03:00	0	0	0	1	0	0	0	0	0	0	0	0	0	0	0	0	0	0	0	1	27	30	20 to 30	100.0	*	*
04/12/2024	04:00	0	0	0	0	1	1	0	0	0	0	0	0	0	0	0	0	0	0	0	2	34.5	40	30 to 40	100.0	1	50.0
04/12/2024	05:00	1	0	0	4	2	3	1	1	0	0	0	0	0	0	0	0	0	0	0	12	32.1	40	25 to 35	50.0	5	41.7
04/12/2024	06:00	0	0	0	0	2	4	3	1	0	0	0	0	0	0	0	0	0	0	0	10	38.7	43.3	35 to 45	70.0	8	80.0
04/12/2024	07:00	0	3	3	14	5	11	1	2	0	0	0	0	0	0	0	0	0	0	0	39	31	38.6	25 to 35	48.7	14	35.9
04/12/2024	08:00	1	2	10	25	17	10	3	0	0	0	0	0	0	0	0	0	0	0	0	68	29.4	36.5	25 to 35	61.8	13	19.1
04/12/2024	09:00	0	3	8	12	11	1	0	0	0	0	0	0	0	0	0	0	0	0	0	35	27.1	33.2	25 to 35	65.7	1	2.9
04/12/2024	10:00	2	4	4	15	8	8	0	0	0	0	0	0	0	0	0	0	0	0	0	41	27.9	36.2	25 to 35	56.1	8	19.5
04/12/2024	11:00	2	0	9	13	10	3	2	1	0	0	0	0	0	0	0	0	0	0	0	40	28.5	35	25 to 35	57.5	6	15.0
04/12/2024	12:00	0	3	5	13	7	3	0	0	0	0	0	0	0	0	0	0	0	0	0	31	27.5	33.6	25 to 35	64.5	3	9.7
04/12/2024	13:00	0	3	5	13	11	8	2	1	0	0	0	0	0	0	0	0	0	0	0	43	30.3	38.1	25 to 35	55.8	11	25.6
04/12/2024	14:00	0	3	9	15	9	3	2	0	0	0	0	0	0	0	0	0	0	0	0	41	28	34.4	20 to 30	58.5	5	12.2
04/12/2024	15:00	0	0	4	3	5	0	0	0	0	0	0	0	0	0	0	0	0	0	0	12	27.7	33	25 to 35	66.7	*	*
04/12/2024	16:00	2	2	9	15	9	1	1	1	0	0	0	0	0	0	0	0	0	0	0	40	27.1	33.3	20 to 30	60.0	3	7.5
04/12/2024	17:00	0	0	12	13	4	3	0	0	0	0	0	0	0	0	0	0	0	0	0	32	26.9	32.5	20 to 30	78.1	3	9.4
04/12/2024	18:00	0	1	4	7	10	7	2	0	0	0	0	0	0	0	0	0	0	0	0	31	31	37.9	25 to 35	54.8	9	29.0
04/12/2024	19:00	0	1	0	4	5	2	1	0	0	0	0	0	0	0	0	0	0	0	0	13	30.9	37.5	25 to 35	69.2	3	23.1
04/12/2024	20:00	0	0	4	3	1	0	0	0	0	0	0	0	0	0	0	0	0	0	0	8	25.1	30	20 to 30	87.5	*	*
04/12/2024	21:00	0	0	0	0	0	0	1	0	0	0	0	0	0	0	0	0	0	0	0	1	42	45	35 to 45	100.0	1	100.0
04/12/2024	22:00	0	0	0	3	0	0	0	0	0	0	0	0	0	0	0	0	0	0	0	3	27	30	20 to 30	100.0	*	*
04/12/2024	23:00	0	0	0	0	0	0	0	0	0	0	0	0	0	0	0	0	0	0	0	0	0	0	*	*	*	*
24 Hr Summary		8	25	86	173	117	69	19	7	0	0	0	0	0	0	0	0	0	0	0	504	29	36.4	25 to 35	57.5	95	18.8

Incoming Histogram

Tittleshall war memorial

from Sun-Dec-01-2024-12-00-PM to Fri-Jan-03-2025-11-59-AM

Date	Starting Hr:min	<15	15 to <20	20 to <25	25 to <30	30 to <35	35 to <40	40 to <45	45 to <50	50 to <55	55 to <60	60 to <65	65 to <70	70 to <75	75 to <80	80 to <85	85 to <90	90 to <95	95 to <100	100 to >105	Total Counts	Avg Speed (MPH)	85pet Speed	10MPH Pace	% in pace	# of Speeders	% Speeders
05/12/2024	00:00	0	0	0	0	0	0	0	0	0	0	0	0	0	0	0	0	0	0	0	0	0	0	*	*	*	*
05/12/2024	01:00	0	0	0	0	0	0	0	0	0	0	0	0	0	0	0	0	0	0	0	0	0	0	*	*	*	*
05/12/2024	02:00	0	0	0	0	0	0	0	0	0	0	0	0	0	0	0	0	0	0	0	0	0	0	*	*	*	*
05/12/2024	03:00	0	0	1	0	0	1	0	0	0	0	0	0	0	0	0	0	0	0	0	2	29.5	40	15 to 25	50.0	1	50.0
05/12/2024	04:00	0	0	0	0	0	0	0	0	0	0	0	0	0	0	0	0	0	0	0	0	0	0	*	*	*	*
05/12/2024	05:00	0	0	0	2	0	0	3	0	0	0	0	0	0	0	0	0	0	0	0	5	36	43.3	35 to 45	60.0	3	60.0
05/12/2024	06:00	0	0	0	0	2	3	1	0	0	0	0	0	0	0	0	0	0	0	0	6	36.2	40	30 to 40	83.3	4	66.7
05/12/2024	07:00	1	1	3	16	13	8	2	2	0	0	0	0	0	0	0	0	0	0	0	46	31	38.1	25 to 35	63.0	12	26.1
05/12/2024	08:00	2	2	6	17	20	11	1	0	0	0	0	0	0	0	0	0	0	0	0	59	29.8	36.4	25 to 35	62.7	12	20.3
05/12/2024	09:00	1	1	5	9	8	6	1	0	0	0	0	0	0	0	0	0	0	0	0	31	29.3	36.7	25 to 35	54.8	7	22.6
05/12/2024	10:00	0	2	6	9	8	3	3	0	0	0	0	0	0	0	0	0	0	0	0	31	29.3	36.7	25 to 35	54.8	6	19.4
05/12/2024	11:00	1	3	7	10	10	1	1	0	0	0	0	0	0	0	0	0	0	0	0	33	27.1	33.5	25 to 35	60.6	2	6.1
05/12/2024	12:00	0	1	11	25	7	1	2	0	0	0	0	0	0	0	0	0	0	0	0	47	27.5	32.1	20 to 30	76.6	3	6.4
05/12/2024	13:00	0	1	7	9	11	3	0	2	0	0	0	0	0	0	0	0	0	0	0	33	29.7	35	25 to 35	60.6	5	15.2
05/12/2024	14:00	0	1	8	15	12	1	0	0	0	0	0	0	0	0	0	0	0	0	0	37	27.8	32.9	25 to 35	73.0	1	2.7
05/12/2024	15:00	1	4	10	17	13	11	0	0	0	0	0	0	0	0	0	0	0	0	0	56	28.5	36.4	25 to 35	53.6	11	19.6
05/12/2024	16:00	0	4	9	20	9	4	1	1	0	0	0	0	0	0	0	0	0	0	0	48	28	34.4	20 to 30	60.4	6	12.5
05/12/2024	17:00	0	2	6	13	8	3	1	0	0	0	0	0	0	0	0	0	0	0	0	33	28.3	34.4	25 to 35	63.6	4	12.1
05/12/2024	18:00	0	0	0	9	5	4	0	1	0	0	0	0	0	0	0	0	0	0	0	19	31.6	37.5	25 to 35	73.7	5	26.3
05/12/2024	19:00	0	0	0	8	2	5	1	1	0	0	0	0	0	0	0	0	0	0	0	17	32.7	39	25 to 35	58.8	7	41.2
05/12/2024	20:00	0	1	2	2	1	0	3	0	0	0	0	0	0	0	0	0	0	0	0	9	30.4	43.3	20 to 30	44.4	3	33.3
05/12/2024	21:00	0	0	1	3	2	2	0	0	0	0	0	0	0	0	0	0	0	0	0	8	30.1	37.5	25 to 35	62.5	2	25.0
05/12/2024	22:00	0	0	1	5	1	1	0	0	0	0	0	0	0	0	0	0	0	0	0	8	28.5	35	20 to 30	75.0	1	12.5
05/12/2024	23:00	0	0	0	1	0	0	0	0	0	0	0	0	0	0	0	0	0	0	0	1	27	30	20 to 30	100.0	*	*
24 Hr Summary		6	23	83	190	132	68	20	7	0	0	0	0	0	0	0	0	0	0	0	529	29.2	36.2	25 to 35	60.9	95	18.0

Incoming Histogram

Tittleshall war memorial

from Sun-Dec-01-2024-12-00-PM to Fri-Jan-03-2025-11-59-AM

Date	Starting Hr:min	<15	15 to <20	20 to <25	25 to <30	30 to <35	35 to <40	40 to <45	45 to <50	50 to <55	55 to <60	60 to <65	65 to <70	70 to <75	75 to <80	80 to <85	85 to <90	90 to <95	95 to <100	100 to >105	Total Counts	Avg Speed (MPH)	85pet Speed	10MPH Pace	% in pace	# of Speeders	% Speeders
06/12/2024	00:00	0	0	0	0	0	0	0	0	0	0	0	0	0	0	0	0	0	0	0	0	0	0	*	*	*	*
06/12/2024	01:00	0	0	0	0	0	0	0	0	0	0	0	0	0	0	0	0	0	0	0	0	0	0	*	*	*	*
06/12/2024	02:00	0	0	0	0	0	0	1	0	0	0	0	0	0	0	0	0	0	0	0	1	42	45	35 to 45	100.0	1	100.0
06/12/2024	03:00	0	0	0	0	0	0	0	0	0	0	0	0	0	0	0	0	0	0	0	0	0	0	*	*	*	*
06/12/2024	04:00	0	0	1	0	0	0	0	0	0	0	0	0	0	0	0	0	0	0	0	1	22	25	15 to 25	100.0	*	*
06/12/2024	05:00	0	0	0	2	2	1	2	0	0	0	0	0	0	0	0	0	0	0	0	7	34.1	42.5	25 to 35	57.1	3	42.9
06/12/2024	06:00	0	0	0	0	2	5	3	1	0	0	0	0	0	0	0	0	0	0	0	11	38.5	43.3	35 to 45	72.7	9	81.8
06/12/2024	07:00	3	0	7	11	13	9	4	1	0	0	0	0	0	0	0	0	0	0	0	48	30.5	38.9	25 to 35	50.0	14	29.2
06/12/2024	08:00	0	1	6	21	13	6	1	1	0	0	0	0	0	0	0	0	0	0	0	49	29.7	35.8	25 to 35	69.4	8	16.3
06/12/2024	09:00	0	1	7	14	12	9	2	0	0	0	0	0	0	0	0	0	0	0	0	45	30.2	37.2	25 to 35	57.8	11	24.4
06/12/2024	10:00	0	1	7	15	9	1	1	0	0	0	0	0	0	0	0	0	0	0	0	34	27.9	33.3	25 to 35	70.6	2	5.9
06/12/2024	11:00	1	0	10	12	8	0	0	1	0	0	0	0	0	0	0	0	0	0	0	32	26.9	32.5	20 to 30	68.8	1	3.1
06/12/2024	12:00	1	3	13	12	5	0	2	0	0	0	0	0	0	0	0	0	0	0	0	36	25.8	32	20 to 30	69.4	2	5.6
06/12/2024	13:00	1	3	8	11	8	5	1	0	0	0	0	0	0	0	0	0	0	0	0	37	27.8	35	20 to 30	51.4	6	16.2
06/12/2024	14:00	0	3	6	11	11	3	0	2	0	0	0	0	0	0	0	0	0	0	0	36	29.1	35	25 to 35	61.1	5	13.9
06/12/2024	15:00	4	2	16	20	11	6	1	1	0	0	0	0	0	0	0	0	0	0	0	61	27.2	34.5	20 to 30	59.0	8	13.1
06/12/2024	16:00	0	3	8	14	4	6	3	0	0	0	0	0	0	0	0	0	0	0	0	38	28.6	37.5	20 to 30	57.9	9	23.7
06/12/2024	17:00	0	1	3	12	5	7	4	1	0	0	0	0	0	0	0	0	0	0	0	33	31.7	40	25 to 35	51.5	12	36.4
06/12/2024	18:00	0	0	5	4	9	5	2	0	1	0	0	0	0	0	0	0	0	0	0	26	31.9	39	30 to 40	53.8	8	30.8
06/12/2024	19:00	0	2	1	9	4	4	1	1	0	0	0	0	0	0	0	0	0	0	0	22	30.4	38.8	25 to 35	59.1	6	27.3
06/12/2024	20:00	0	0	2	2	0	0	0	0	0	0	0	0	0	0	0	0	0	0	0	4	24.5	27.5	20 to 30	100.0	*	*
06/12/2024	21:00	0	0	0	0	0	1	1	1	0	0	0	0	0	0	0	0	0	0	0	3	42	50	35 to 45	66.7	3	100.0
06/12/2024	22:00	0	1	0	2	1	0	0	0	1	0	0	0	0	0	0	0	0	0	0	5	31	35	25 to 35	60.0	1	20.0
06/12/2024	23:00	0	0	0	1	0	0	0	0	0	0	0	0	0	0	0	0	0	0	0	1	27	30	20 to 30	100.0	*	*
24 Hr Summary		10	21	100	173	117	68	29	10	2	0	0	0	0	0	0	0	0	0	0	530	29.3	37.1	25 to 35	54.7	109	20.6

Incoming Histogram

Tittleshall war memorial

from Sun-Dec-01-2024-12-00-PM to Fri-Jan-03-2025-11-59-AM

Date	Starting Hr:min	<15	15 to <20	20 to <25	25 to <30	30 to <35	35 to <40	40 to <45	45 to <50	50 to <55	55 to <60	60 to <65	65 to <70	70 to <75	75 to <80	80 to <85	85 to <90	90 to <95	95 to <100	100 to >105	Total Counts	Avg Speed (MPH)	85pet Speed	10MPH Pace	% in pace	# of Speeders	% Speeders	
07/12/2024	00:00	0	0	0	0	0	1	0	0	0	0	0	0	0	0	0	0	0	0	0	0	1	37	40	30 to 40	100.0	1	100.0
07/12/2024	01:00	0	0	0	0	0	1	1	0	0	0	0	0	0	0	0	0	0	0	0	0	2	39.5	45	35 to 45	100.0	2	100.0
07/12/2024	02:00	0	0	0	0	0	0	0	0	0	0	0	0	0	0	0	0	0	0	0	0	0	0	0	*	*	*	*
07/12/2024	03:00	0	0	0	0	0	0	0	0	0	0	0	0	0	0	0	0	0	0	0	0	0	0	0	*	*	*	*
07/12/2024	04:00	0	0	1	0	0	0	0	0	1	0	0	0	0	0	0	0	0	0	0	0	2	37	55	15 to 25	50.0	1	50.0
07/12/2024	05:00	0	0	0	1	0	1	0	0	0	0	0	0	0	0	0	0	0	0	0	0	2	32	40	20 to 30	50.0	1	50.0
07/12/2024	06:00	0	0	0	2	0	0	2	0	0	0	0	0	0	0	0	0	0	0	0	0	4	34.5	42.5	20 to 30	50.0	2	50.0
07/12/2024	07:00	0	0	1	3	3	5	4	0	1	0	0	0	0	0	0	0	0	0	0	0	17	35.6	42.5	35 to 45	52.9	10	58.8
07/12/2024	08:00	0	1	1	7	8	2	0	0	0	0	0	0	0	0	0	0	0	0	0	0	19	29.6	34.4	25 to 35	78.9	2	10.5
07/12/2024	09:00	1	0	2	12	4	4	1	0	0	0	0	0	0	0	0	0	0	0	0	0	24	29.3	36.2	25 to 35	66.7	5	20.8
07/12/2024	10:00	0	1	9	13	2	4	2	0	1	0	0	0	0	0	0	0	0	0	0	0	32	28.8	37.5	20 to 30	68.8	7	21.9
07/12/2024	11:00	1	4	6	12	11	5	3	0	1	0	0	0	0	0	0	0	0	0	0	0	43	29.3	38	25 to 35	53.5	9	20.9
07/12/2024	12:00	0	1	2	8	5	3	1	0	0	0	0	0	0	0	0	0	0	0	0	0	20	29.6	36.7	25 to 35	65.0	4	20.0
07/12/2024	13:00	0	1	5	12	12	5	1	0	0	0	0	0	0	0	0	0	0	0	0	0	36	29.8	36	25 to 35	66.7	6	16.7
07/12/2024	14:00	0	0	4	9	3	1	1	1	0	0	0	0	0	0	0	0	0	0	0	0	19	29.3	35	20 to 30	68.4	3	15.8
07/12/2024	15:00	0	1	3	13	2	5	1	0	0	0	0	0	0	0	0	0	0	0	0	0	25	29.2	37	20 to 30	64.0	6	24.0
07/12/2024	16:00	0	1	5	11	7	2	3	0	0	0	0	0	0	0	0	0	0	0	0	0	29	29.4	37.5	25 to 35	62.1	5	17.2
07/12/2024	17:00	0	0	1	7	5	2	2	1	1	0	0	0	0	0	0	0	0	0	0	0	19	33.2	42.5	25 to 35	63.2	6	31.6
07/12/2024	18:00	0	0	4	7	4	3	0	0	0	0	0	0	0	0	0	0	0	0	0	0	18	28.8	35	20 to 30	61.1	3	16.7
07/12/2024	19:00	0	0	0	5	4	1	1	0	0	0	0	0	0	0	0	0	0	0	0	0	11	31.2	35	25 to 35	81.8	2	18.2
07/12/2024	20:00	0	0	3	4	1	1	0	1	0	0	0	0	0	0	0	0	0	0	0	0	10	29	35	20 to 30	70.0	2	20.0
07/12/2024	21:00	0	0	1	2	1	0	0	0	0	0	0	0	0	0	0	0	0	0	0	0	4	27	30	20 to 30	75.0	*	*
07/12/2024	22:00	0	0	4	2	1	2	0	0	0	0	0	0	0	0	0	0	0	0	0	0	9	27.7	37.5	20 to 30	66.7	2	22.2
07/12/2024	23:00	0	0	2	1	2	0	1	0	0	0	0	0	0	0	0	0	0	0	0	0	6	29.5	35	20 to 30	50.0	1	16.7
24 Hr Summary		2	10	54	131	75	48	24	3	5	0	0	0	0	0	0	0	0	0	0	0	352	30	37.8	25 to 35	58.5	80	22.7

Incoming Histogram

Tittleshall war memorial

from Sun-Dec-01-2024-12-00-PM to Fri-Jan-03-2025-11-59-AM

Date	Starting Hr:min	<15	15 to <20	20 to <25	25 to <30	30 to <35	35 to <40	40 to <45	45 to <50	50 to <55	55 to <60	60 to <65	65 to <70	70 to <75	75 to <80	80 to <85	85 to <90	90 to <95	95 to <100	100 to >105	Total Counts	Avg Speed (MPH)	85pet Speed	10MPH Pace	% in pace	# of Speeders	% Speeders	
08/12/2024	00:00	0	0	2	3	0	0	0	0	0	0	0	0	0	0	0	0	0	0	0	0	5	25.2	28.3	20 to 30	100.0	*	*
08/12/2024	01:00	0	0	0	0	0	0	0	0	0	0	0	0	0	0	0	0	0	0	0	0	0	0	0	*	*	*	*
08/12/2024	02:00	0	0	1	0	0	0	0	0	0	0	0	0	0	0	0	0	0	0	0	0	1	22	25	15 to 25	100.0	*	*
08/12/2024	03:00	0	0	0	0	0	0	0	0	0	0	0	0	0	0	0	0	0	0	0	0	0	0	0	*	*	*	*
08/12/2024	04:00	0	0	0	0	0	0	0	0	0	0	0	0	0	0	0	0	0	0	0	0	0	0	0	*	*	*	*
08/12/2024	05:00	0	0	1	0	0	0	0	0	0	0	0	0	0	0	0	0	0	0	0	0	1	22	25	15 to 25	100.0	*	*
08/12/2024	06:00	0	0	0	1	0	0	0	1	0	0	0	0	0	0	0	0	0	0	0	0	2	37	50	20 to 30	50.0	1	50.0
08/12/2024	07:00	0	0	1	3	0	2	1	0	0	0	0	0	0	0	0	0	0	0	0	0	7	31.4	40	20 to 30	57.1	3	42.9
08/12/2024	08:00	0	0	4	1	0	4	0	0	0	0	0	0	0	0	0	0	0	0	0	0	9	29.3	38.8	20 to 30	55.6	4	44.4
08/12/2024	09:00	2	1	3	5	6	6	2	0	0	1	0	0	0	0	0	0	0	0	0	0	26	30.9	39.2	30 to 40	46.2	9	34.6
08/12/2024	10:00	0	0	6	4	6	4	1	1	0	0	0	0	0	0	0	0	0	0	0	0	22	30.5	38.8	20 to 30	45.5	6	27.3
08/12/2024	11:00	0	1	2	10	14	3	0	0	0	0	0	0	0	0	0	0	0	0	0	0	30	29.9	34.6	25 to 35	80.0	3	10.0
08/12/2024	12:00	0	2	1	10	7	3	0	0	0	0	0	0	0	0	0	0	0	0	0	0	23	29	35	25 to 35	73.9	3	13.0
08/12/2024	13:00	1	1	2	8	1	6	3	0	0	0	0	0	0	0	0	0	0	0	0	0	22	30.5	40	20 to 30	45.5	9	40.9
08/12/2024	14:00	0	1	2	4	6	4	0	0	0	0	0	0	0	0	0	0	0	0	0	0	17	30.1	36.2	25 to 35	58.8	4	23.5
08/12/2024	15:00	0	1	4	4	3	2	1	0	0	0	0	0	0	0	0	0	0	0	0	0	15	28.5	37.5	20 to 30	53.3	3	20.0
08/12/2024	16:00	0	1	5	4	2	1	0	0	0	0	0	0	0	0	0	0	0	0	0	0	13	25.9	32.5	20 to 30	69.2	1	7.7
08/12/2024	17:00	0	1	5	4	5	1	2	0	0	0	0	0	0	0	0	0	0	0	0	0	18	28.8	35	20 to 30	50.0	3	16.7
08/12/2024	18:00	0	1	2	4	2	0	2	0	0	0	0	0	0	0	0	0	0	0	0	0	11	29	35	20 to 30	54.5	2	18.2
08/12/2024	19:00	0	0	1	3	1	3	0	0	0	0	0	0	0	0	0	0	0	0	0	0	8	30.8	38.3	20 to 30	50.0	3	37.5
08/12/2024	20:00	0	0	0	3	1	1	0	0	0	0	0	0	0	0	0	0	0	0	0	0	5	30	35	25 to 35	80.0	1	20.0
08/12/2024	21:00	0	0	0	0	1	0	0	0	0	0	0	0	0	0	0	0	0	0	0	0	1	32	35	25 to 35	100.0	*	*
08/12/2024	22:00	0	0	0	1	1	0	0	0	0	0	0	0	0	0	0	0	0	0	0	0	2	29.5	35	25 to 35	100.0	*	*
08/12/2024	23:00	0	0	0	1	1	0	0	0	0	0	0	0	0	0	0	0	0	0	0	0	2	29.5	35	25 to 35	100.0	*	*
24 Hr Summary		3	10	42	73	57	40	12	2	0	1	0	0	0	0	0	0	0	0	0	0	240	29.6	37.4	25 to 35	54.2	55	22.9

Incoming Histogram

Tittleshall war memorial

from Sun-Dec-01-2024-12-00-PM to Fri-Jan-03-2025-11-59-AM

Date	Starting Hr:min	<15	15 to <20	20 to <25	25 to <30	30 to <35	35 to <40	40 to <45	45 to <50	50 to <55	55 to <60	60 to <65	65 to <70	70 to <75	75 to <80	80 to <85	85 to <90	90 to <95	95 to <100	100 to >105	Total Counts	Avg Speed (MPH)	85pet Speed	10MPH Pace	% in pace	# of Speeders	% Speeders	
09/12/2024	00:00	0	0	1	1	0	0	0	0	0	0	0	0	0	0	0	0	0	0	0	0	2	24.5	30	20 to 30	100.0	*	*
09/12/2024	01:00	0	0	0	0	0	0	0	0	0	0	0	0	0	0	0	0	0	0	0	0	0	0	0	*	*	*	*
09/12/2024	02:00	0	0	0	0	0	0	0	0	0	0	0	0	0	0	0	0	0	0	0	0	0	0	0	*	*	*	*
09/12/2024	03:00	0	0	0	1	1	0	1	0	0	0	0	0	0	0	0	0	0	0	0	0	3	33.7	45	25 to 35	66.7	1	33.3
09/12/2024	04:00	0	1	0	0	0	0	0	0	0	0	0	0	0	0	0	0	0	0	0	0	1	17	20	10 to 20	100.0	*	*
09/12/2024	05:00	0	0	2	3	1	0	0	0	0	0	0	0	0	0	0	0	0	0	0	0	6	26.2	30	20 to 30	83.3	*	*
09/12/2024	06:00	0	0	0	1	2	1	0	0	0	0	0	0	0	0	0	0	0	0	0	0	4	32	35	25 to 35	75.0	1	25.0
09/12/2024	07:00	0	1	5	9	11	7	1	1	0	0	0	0	0	0	0	0	0	0	0	0	35	30.8	37.9	25 to 35	57.1	9	25.7
09/12/2024	08:00	0	4	11	19	13	6	4	0	0	0	0	0	0	0	0	0	0	0	0	0	57	28.8	35.8	25 to 35	56.1	10	17.5
09/12/2024	09:00	1	1	4	17	8	5	2	0	0	0	0	0	0	0	0	0	0	0	0	0	38	29.2	36	25 to 35	65.8	7	18.4
09/12/2024	10:00	0	4	8	9	7	4	1	0	0	0	0	0	0	0	0	0	0	0	0	0	33	27.5	35	20 to 30	51.5	5	15.2
09/12/2024	11:00	1	1	4	18	10	3	5	0	0	0	0	0	0	0	0	0	0	0	0	0	42	29.9	38.3	25 to 35	66.7	8	19.0
09/12/2024	12:00	0	2	7	12	5	5	1	0	0	0	0	0	0	0	0	0	0	0	0	0	32	28.3	36	20 to 30	59.4	6	18.8
09/12/2024	13:00	2	0	1	7	6	8	5	0	0	0	0	0	0	0	0	0	0	0	0	0	29	32.3	41	30 to 40	48.3	13	44.8
09/12/2024	14:00	1	1	6	9	10	2	1	0	0	0	0	0	0	0	0	0	0	0	0	0	30	28.2	34.5	25 to 35	63.3	3	10.0
09/12/2024	15:00	5	3	15	14	11	4	4	0	0	0	0	0	0	0	0	0	0	0	0	0	56	26.8	35	20 to 30	51.8	8	14.3
09/12/2024	16:00	1	1	9	16	10	1	0	0	0	0	0	0	0	0	0	0	0	0	0	0	38	27	32.5	25 to 35	68.4	1	2.6
09/12/2024	17:00	0	0	6	7	7	7	0	0	0	0	0	0	0	0	0	0	0	0	0	0	27	30	37.1	25 to 35	51.9	7	25.9
09/12/2024	18:00	0	0	3	14	8	2	2	0	0	0	0	0	0	0	0	0	0	0	0	0	29	29.8	35	25 to 35	75.9	4	13.8
09/12/2024	19:00	0	0	1	3	3	1	2	1	0	0	0	0	0	0	0	0	0	0	0	0	11	33.5	42.5	25 to 35	54.5	4	36.4
09/12/2024	20:00	0	0	0	1	4	5	0	0	0	0	0	0	0	0	0	0	0	0	0	0	10	34	38	30 to 40	90.0	5	50.0
09/12/2024	21:00	0	0	3	1	3	0	2	0	0	0	0	0	0	0	0	0	0	0	0	0	9	30.3	42.5	20 to 30	44.4	2	22.2
09/12/2024	22:00	0	0	0	2	0	0	0	0	0	0	0	0	0	0	0	0	0	0	0	0	2	27	30	20 to 30	100.0	*	*
09/12/2024	23:00	0	0	0	0	1	0	0	0	0	0	0	0	0	0	0	0	0	0	0	0	1	32	35	25 to 35	100.0	*	*
24 Hr Summary		11	19	86	164	121	61	31	2	0	0	0	0	0	0	0	0	0	0	0	495	29.1	36.6	25 to 35	57.6	94	19.0	

Incoming Histogram

Tittleshall war memorial

from Sun-Dec-01-2024-12-00-PM to Fri-Jan-03-2025-11-59-AM

Date	Starting Hr:min	<15	15 to <20	20 to <25	25 to <30	30 to <35	35 to <40	40 to <45	45 to <50	50 to <55	55 to <60	60 to <65	65 to <70	70 to <75	75 to <80	80 to <85	85 to <90	90 to <95	95 to <100	100 to >105	Total Counts	Avg Speed (MPH)	85pet Speed	10MPH Pace	% in pace	# of Speeders	% Speeders
10/12/2024	00:00	0	0	0	0	0	0	0	0	0	0	0	0	0	0	0	0	0	0	0	0	0	0	*	*	*	*
10/12/2024	01:00	0	0	0	0	0	0	0	0	0	0	0	0	0	0	0	0	0	0	0	0	0	0	*	*	*	*
10/12/2024	02:00	0	0	0	0	0	1	0	0	0	0	0	0	0	0	0	0	0	0	0	1	37	40	30 to 40	100.0	1	100.0
10/12/2024	03:00	0	0	1	1	0	0	0	0	0	0	0	0	0	0	0	0	0	0	0	2	24.5	30	20 to 30	100.0	*	*
10/12/2024	04:00	0	1	0	0	0	0	0	0	0	0	0	0	0	0	0	0	0	0	0	1	17	20	10 to 20	100.0	*	*
10/12/2024	05:00	0	0	3	1	1	0	0	0	1	0	0	0	0	0	0	0	0	0	0	6	29.5	35	20 to 30	66.7	1	16.7
10/12/2024	06:00	0	0	0	2	1	4	1	0	0	0	0	0	0	0	0	0	0	0	0	8	34.6	40	30 to 40	62.5	5	62.5
10/12/2024	07:00	0	1	4	7	12	9	2	2	0	0	0	0	0	0	0	0	0	0	0	37	32.4	38.9	30 to 40	56.8	13	35.1
10/12/2024	08:00	1	5	7	26	17	7	2	1	0	0	0	0	0	0	0	0	0	0	0	66	28.9	35	25 to 35	65.2	10	15.2
10/12/2024	09:00	1	1	11	8	9	2	1	0	0	0	0	0	0	0	0	0	0	0	0	33	27.2	33.9	20 to 30	57.6	3	9.1
10/12/2024	10:00	0	5	11	12	4	5	1	1	0	0	0	0	0	0	0	0	0	0	0	39	27.2	36	20 to 30	59.0	7	17.9
10/12/2024	11:00	1	2	5	15	7	2	1	0	0	0	0	0	0	0	0	0	0	0	0	33	27.5	33.6	25 to 35	66.7	3	9.1
10/12/2024	12:00	0	2	2	10	5	2	1	1	0	0	0	0	0	0	0	0	0	0	0	23	29.3	37.5	25 to 35	65.2	4	17.4
10/12/2024	13:00	1	0	9	13	2	1	1	0	1	0	0	0	0	0	0	0	0	0	0	28	27.3	32.5	20 to 30	78.6	3	10.7
10/12/2024	14:00	1	2	8	13	6	0	1	0	0	0	0	0	0	0	0	0	0	0	0	31	26.2	31.7	20 to 30	67.7	1	3.2
10/12/2024	15:00	0	5	19	25	13	11	3	0	0	0	0	0	0	0	0	0	0	0	0	76	28.3	36.4	20 to 30	57.9	14	18.4
10/12/2024	16:00	0	3	13	21	8	2	1	0	0	0	0	0	0	0	0	0	0	0	0	48	26.8	32.5	20 to 30	70.8	3	6.3
10/12/2024	17:00	0	2	8	13	16	10	0	1	0	0	0	0	0	0	0	0	0	0	0	50	30.1	36.5	25 to 35	58.0	11	22.0
10/12/2024	18:00	0	0	4	6	12	5	2	2	0	0	0	0	0	0	0	0	0	0	0	31	32.5	39	25 to 35	58.1	9	29.0
10/12/2024	19:00	0	0	1	5	2	3	1	0	0	0	0	0	0	0	0	0	0	0	0	12	31.3	38.3	25 to 35	58.3	4	33.3
10/12/2024	20:00	0	0	1	2	2	1	0	0	0	0	0	0	0	0	0	0	0	0	0	6	29.5	35	25 to 35	66.7	1	16.7
10/12/2024	21:00	1	1	1	0	3	3	1	0	0	0	0	0	0	0	0	0	0	0	0	10	29.6	38.3	30 to 40	60.0	4	40.0
10/12/2024	22:00	0	0	0	0	1	0	0	0	0	0	0	0	0	0	0	0	0	0	0	1	32	35	25 to 35	100.0	*	*
10/12/2024	23:00	0	0	0	0	1	0	0	0	0	0	0	0	0	0	0	0	0	0	0	1	32	35	25 to 35	100.0	*	*
24 Hr Summary		6	30	108	180	122	68	19	8	2	0	0	0	0	0	0	0	0	0	0	543	28.8	36.2	25 to 35	55.6	97	17.9

Incoming Histogram

Tittleshall war memorial

from Sun-Dec-01-2024-12-00-PM to Fri-Jan-03-2025-11-59-AM

Date	Starting Hr:min	<15	15 to <20	20 to <25	25 to <30	30 to <35	35 to <40	40 to <45	45 to <50	50 to <55	55 to <60	60 to <65	65 to <70	70 to <75	75 to <80	80 to <85	85 to <90	90 to <95	95 to <100	100 to >105	Total Counts	Avg Speed (MPH)	85pet Speed	10MPH Pace	% in pace	# of Speeders	% Speeders
11/12/2024	00:00	0	0	0	0	0	0	0	0	0	0	0	0	0	0	0	0	0	0	0	0	0	0	*	*	*	*
11/12/2024	01:00	0	0	0	0	0	0	0	0	0	0	0	0	0	0	0	0	0	0	0	0	0	0	*	*	*	*
11/12/2024	02:00	0	0	0	0	0	1	0	0	0	0	0	0	0	0	0	0	0	0	0	1	37	40	30 to 40	100.0	1	100.0
11/12/2024	03:00	0	0	1	1	0	0	0	0	0	0	0	0	0	0	0	0	0	0	0	2	24.5	30	20 to 30	100.0	*	*
11/12/2024	04:00	0	1	0	0	1	0	0	1	0	0	0	0	0	0	0	0	0	0	0	3	32	50	10 to 20	33.3	1	33.3
11/12/2024	05:00	0	0	3	0	1	0	1	1	0	0	0	0	0	0	0	0	0	0	0	6	31.3	45	15 to 25	50.0	2	33.3
11/12/2024	06:00	0	0	1	2	2	3	5	0	0	0	0	0	0	0	0	0	0	0	0	13	35.6	43	35 to 45	61.5	8	61.5
11/12/2024	07:00	0	2	1	11	11	5	6	2	1	0	0	0	0	0	0	0	0	0	0	39	33.3	42.5	25 to 35	56.4	14	35.9
11/12/2024	08:00	1	2	8	11	20	6	3	0	0	0	0	0	0	0	0	0	0	0	0	51	29.8	35.8	25 to 35	60.8	9	17.6
11/12/2024	09:00	0	3	6	18	18	2	3	0	0	0	0	0	0	0	0	0	0	0	0	50	29.2	34.2	25 to 35	72.0	5	10.0
11/12/2024	10:00	0	5	12	13	9	2	0	0	0	0	0	0	0	0	0	0	0	0	0	41	26.2	32.8	20 to 30	61.0	2	4.9
11/12/2024	11:00	1	4	13	12	7	2	1	0	0	0	0	0	0	0	0	0	0	0	0	40	26	32.9	20 to 30	62.5	3	7.5
11/12/2024	12:00	0	3	6	15	7	2	0	0	0	0	0	0	0	0	0	0	0	0	0	33	27.1	32.9	25 to 35	66.7	2	6.1
11/12/2024	13:00	0	0	12	13	11	0	2	0	0	0	0	0	0	0	0	0	0	0	0	38	28	33.2	20 to 30	65.8	2	5.3
11/12/2024	14:00	0	1	8	16	3	8	1	0	0	0	0	0	0	0	0	0	0	0	0	37	28.9	36.9	20 to 30	64.9	9	24.3
11/12/2024	15:00	0	3	12	27	21	2	3	0	0	0	0	0	0	0	0	0	0	0	0	68	28.5	33.8	25 to 35	70.6	5	7.4
11/12/2024	16:00	0	3	7	20	10	3	1	0	0	0	0	0	0	0	0	0	0	0	0	44	28	33.5	25 to 35	68.2	4	9.1
11/12/2024	17:00	0	2	4	20	11	6	3	0	0	0	0	0	0	0	0	0	0	0	0	46	29.9	36.7	25 to 35	67.4	9	19.6
11/12/2024	18:00	0	0	5	5	7	8	6	0	0	0	0	0	0	0	0	0	0	0	0	31	33	40.8	30 to 40	48.4	14	45.2
11/12/2024	19:00	0	1	3	5	3	5	2	1	0	0	0	0	0	0	0	0	0	0	0	20	31.7	40	20 to 30	40.0	8	40.0
11/12/2024	20:00	0	0	1	4	1	0	0	0	0	0	0	0	0	0	0	0	0	0	0	6	27	30	20 to 30	83.3	*	*
11/12/2024	21:00	0	0	0	0	3	1	1	0	0	0	0	0	0	0	0	0	0	0	0	5	35	40	30 to 40	80.0	2	40.0
11/12/2024	22:00	0	0	2	0	0	0	0	1	0	0	0	0	0	0	0	0	0	0	0	3	30.3	50	15 to 25	66.7	1	33.3
11/12/2024	23:00	0	0	2	1	0	0	0	1	0	0	0	0	0	0	0	0	0	0	0	4	29.5	30	20 to 30	75.0	1	25.0
24 Hr Summary		2	30	107	194	146	56	38	7	1	0	0	0	0	0	0	0	0	0	0	581	29.2	36.3	25 to 35	58.5	102	17.6

Incoming Histogram

Tittleshall war memorial

from Sun-Dec-01-2024-12-00-PM to Fri-Jan-03-2025-11-59-AM

Date	Starting Hr:min	<15	15 to <20	20 to <25	25 to <30	30 to <35	35 to <40	40 to <45	45 to <50	50 to <55	55 to <60	60 to <65	65 to <70	70 to <75	75 to <80	80 to <85	85 to <90	90 to <95	95 to <100	100 to >105	Total Counts	Avg Speed (MPH)	85pet Speed	10MPH Pace	% in pace	# of Speeders	% Speeders	
12/12/2024	00:00	0	0	0	0	0	0	0	0	0	0	0	0	0	0	0	0	0	0	0	0	0	0	*	*	*	*	
12/12/2024	01:00	0	0	0	0	0	0	0	0	0	0	0	0	0	0	0	0	0	0	0	0	0	0	*	*	*	*	
12/12/2024	02:00	0	0	0	0	0	0	0	0	0	0	0	0	0	0	0	0	0	0	0	0	0	0	*	*	*	*	
12/12/2024	03:00	0	0	2	0	0	1	0	0	0	0	0	0	0	0	0	0	0	0	0	0	3	27.3	40	15 to 25	66.7	1	33.3
12/12/2024	04:00	0	0	0	0	0	0	0	0	0	0	0	0	0	0	0	0	0	0	0	0	0	0	*	*	*	*	
12/12/2024	05:00	0	0	0	1	2	1	0	1	0	0	0	0	0	0	0	0	0	0	0	0	5	35.2	40	25 to 35	60.0	2	40.0
12/12/2024	06:00	1	0	1	3	3	3	1	0	0	0	0	0	0	0	0	0	0	0	0	0	12	30.3	38.3	25 to 35	50.0	4	33.3
12/12/2024	07:00	1	2	4	13	9	8	0	0	0	0	0	0	0	0	0	0	0	0	0	0	37	29.2	36.2	25 to 35	59.5	8	21.6
12/12/2024	08:00	0	4	10	21	20	6	3	1	0	0	0	0	0	0	0	0	0	0	0	0	65	29.4	35	25 to 35	63.1	10	15.4
12/12/2024	09:00	0	3	8	18	9	4	5	0	0	0	0	0	0	0	0	0	0	0	0	0	47	29.1	37.5	25 to 35	57.4	9	19.1
12/12/2024	10:00	0	1	9	16	10	7	1	0	0	0	0	0	0	0	0	0	0	0	0	0	44	29	35.7	25 to 35	59.1	8	18.2
12/12/2024	11:00	1	0	7	16	11	1	1	2	0	0	0	0	0	0	0	0	0	0	0	0	39	29	34.1	25 to 35	69.2	4	10.3
12/12/2024	12:00	0	0	5	12	5	3	0	0	0	0	0	0	0	0	0	0	0	0	0	0	25	28.4	34	20 to 30	68.0	3	12.0
12/12/2024	13:00	2	2	9	11	4	5	0	0	0	0	0	0	0	0	0	0	0	0	0	0	33	26.5	35	20 to 30	60.6	5	15.2
12/12/2024	14:00	1	1	5	11	4	2	0	0	0	0	0	0	0	0	0	0	0	0	0	0	24	26.7	32.5	20 to 30	66.7	2	8.3
12/12/2024	15:00	0	1	13	18	17	11	1	0	0	0	0	0	0	0	0	0	0	0	0	0	61	29.6	36.4	25 to 35	57.4	12	19.7
12/12/2024	16:00	0	1	11	19	9	7	2	0	0	0	0	0	0	0	0	0	0	0	0	0	49	28.9	36.4	20 to 30	61.2	9	18.4
12/12/2024	17:00	0	0	5	11	8	4	1	0	0	0	0	0	0	0	0	0	0	0	0	0	29	29.6	36.2	25 to 35	65.5	5	17.2
12/12/2024	18:00	0	0	2	10	9	5	2	1	0	0	0	0	0	0	0	0	0	0	0	0	29	31.8	39	25 to 35	65.5	8	27.6
12/12/2024	19:00	0	1	0	2	5	3	1	2	0	0	0	0	0	0	0	0	0	0	0	0	14	34.1	45	30 to 40	57.1	6	42.9
12/12/2024	20:00	0	0	0	4	0	0	0	0	0	0	0	0	0	0	0	0	0	0	0	0	4	27.3	28.8	20 to 30	100.0	*	*
12/12/2024	21:00	0	1	3	6	2	1	0	0	0	0	0	0	0	0	0	0	0	0	0	0	13	26.7	32.5	20 to 30	69.2	1	7.7
12/12/2024	22:00	0	0	1	1	1	0	0	0	0	0	0	0	0	0	0	0	0	0	0	0	3	27	35	20 to 30	66.7	*	*
12/12/2024	23:00	0	0	0	1	1	0	1	0	0	0	0	0	0	0	0	0	0	0	0	0	3	33.7	45	25 to 35	66.7	1	33.3
24 Hr Summary		6	17	95	194	129	72	19	7	0	0	0	0	0	0	0	0	0	0	0	0	539	29.2	36.2	25 to 35	59.9	98	18.2

Incoming Histogram

Tittleshall war memorial

from Sun-Dec-01-2024-12-00-PM to Fri-Jan-03-2025-11-59-AM

Date	Starting Hr:min	<15	15 to <20	20 to <25	25 to <30	30 to <35	35 to <40	40 to <45	45 to <50	50 to <55	55 to <60	60 to <65	65 to <70	70 to <75	75 to <80	80 to <85	85 to <90	90 to <95	95 to <100	100 to >105	Total Counts	Avg Speed (MPH)	85pet Speed	10MPH Pace	% in pace	# of Speeders	% Speeders
13/12/2024	00:00	0	0	0	0	0	0	0	0	0	0	0	0	0	0	0	0	0	0	0	0	0	0	*	*	*	*
13/12/2024	01:00	0	0	0	0	0	0	0	0	0	0	0	0	0	0	0	0	0	0	0	0	0	0	*	*	*	*
13/12/2024	02:00	0	0	0	0	0	1	0	0	0	0	0	0	0	0	0	0	0	0	0	1	37	40	30 to 40	100.0	1	100.0
13/12/2024	03:00	0	0	0	0	0	0	0	0	0	0	0	0	0	0	0	0	0	0	0	0	0	0	*	*	*	*
13/12/2024	04:00	0	0	0	0	0	0	1	0	0	0	0	0	0	0	0	0	0	0	0	1	42	45	35 to 45	100.0	1	100.0
13/12/2024	05:00	0	0	2	0	2	1	1	1	0	0	0	0	0	0	0	0	0	0	0	7	33.4	45	30 to 40	42.9	3	42.9
13/12/2024	06:00	0	0	2	4	5	3	0	0	1	0	0	0	0	0	0	0	0	0	0	15	31.7	38.3	25 to 35	60.0	4	26.7
13/12/2024	07:00	0	2	2	7	12	7	2	0	0	0	0	0	0	0	0	0	0	0	0	32	31.3	37.9	25 to 35	59.4	9	28.1
13/12/2024	08:00	3	1	11	16	14	8	4	0	0	0	0	0	0	0	0	0	0	0	0	57	29	36.9	25 to 35	52.6	12	21.1
13/12/2024	09:00	7	2	8	6	9	3	2	0	0	0	0	0	0	0	0	0	0	0	0	37	25.6	34.4	25 to 35	40.5	5	13.5
13/12/2024	10:00	5	0	7	16	11	7	1	0	0	0	0	0	0	0	0	0	0	0	0	47	28	35.7	25 to 35	57.4	8	17.0
13/12/2024	11:00	5	3	5	24	5	1	0	0	0	0	0	0	0	0	0	0	0	0	0	43	25	30	20 to 30	67.4	1	2.3
13/12/2024	12:00	1	1	9	7	13	3	3	0	0	0	0	0	0	0	0	0	0	0	0	37	29.2	35	25 to 35	54.1	6	16.2
13/12/2024	13:00	2	0	6	16	11	5	3	0	0	0	0	0	0	0	0	0	0	0	0	43	29.3	37	25 to 35	62.8	8	18.6
13/12/2024	14:00	2	0	3	12	8	3	3	0	0	0	0	0	0	0	0	0	0	0	0	31	29.5	36.7	25 to 35	64.5	6	19.4
13/12/2024	15:00	1	1	10	22	15	8	2	0	0	0	0	0	0	0	0	0	0	0	0	59	29.2	35.6	25 to 35	62.7	10	16.9
13/12/2024	16:00	0	1	8	13	13	8	1	0	0	0	0	0	0	0	0	0	0	0	0	44	29.8	36.2	25 to 35	59.1	9	20.5
13/12/2024	17:00	0	0	4	12	10	4	4	1	1	0	0	0	0	0	0	0	0	0	0	36	32.1	41.2	25 to 35	61.1	10	27.8
13/12/2024	18:00	0	0	2	6	9	3	1	1	0	0	0	0	0	0	0	0	0	0	0	22	31.7	38.3	25 to 35	68.2	5	22.7
13/12/2024	19:00	0	0	4	8	3	5	2	1	1	0	0	0	0	0	0	0	0	0	0	24	32.2	40	20 to 30	50.0	9	37.5
13/12/2024	20:00	0	0	0	1	0	1	0	1	0	0	0	0	0	0	0	0	0	0	0	3	37	50	20 to 30	33.3	2	66.7
13/12/2024	21:00	0	0	1	1	0	2	0	0	0	0	0	0	0	0	0	0	0	0	0	4	31	37.5	20 to 30	50.0	2	50.0
13/12/2024	22:00	0	0	2	2	2	0	0	1	0	0	0	0	0	0	0	0	0	0	0	7	29.9	35	20 to 30	57.1	1	14.3
13/12/2024	23:00	0	0	0	1	0	0	0	0	1	0	0	0	0	0	0	0	0	0	0	2	39.5	55	20 to 30	50.0	1	50.0
24 Hr Summary		26	11	86	174	142	73	30	6	4	0	0	0	0	0	0	0	0	0	0	552	29.4	37.1	25 to 35	57.2	113	20.5

Incoming Histogram

Tittleshall war memorial

from Sun-Dec-01-2024-12-00-PM to Fri-Jan-03-2025-11-59-AM

Date	Starting Hr:min	<15	15 to <20	20 to <25	25 to <30	30 to <35	35 to <40	40 to <45	45 to <50	50 to <55	55 to <60	60 to <65	65 to <70	70 to <75	75 to <80	80 to <85	85 to <90	90 to <95	95 to <100	100 to >105	Total Counts	Avg Speed (MPH)	85pet Speed	10MPH Pace	% in pace	# of Speeders	% Speeders	
14/12/2024	00:00	0	0	0	3	1	1	0	0	0	0	0	0	0	0	0	0	0	0	0	0	5	30	35	25 to 35	80.0	1	20.0
14/12/2024	01:00	0	0	0	2	0	0	0	0	0	0	0	0	0	0	0	0	0	0	0	0	2	27	30	20 to 30	100.0	*	*
14/12/2024	02:00	0	0	0	0	1	0	0	0	0	0	0	0	0	0	0	0	0	0	0	0	1	32	35	25 to 35	100.0	*	*
14/12/2024	03:00	0	0	0	0	0	0	0	0	0	0	0	0	0	0	0	0	0	0	0	0	0	0	0	*	*	*	*
14/12/2024	04:00	0	0	0	0	0	0	0	0	0	0	1	0	0	0	0	0	0	0	0	0	1	62	65	55 to 65	100.0	1	100.0
14/12/2024	05:00	0	0	1	4	0	1	0	0	0	0	0	0	0	0	0	0	0	0	0	0	6	28	30	20 to 30	83.3	1	16.7
14/12/2024	06:00	0	1	1	0	4	1	0	0	0	0	0	0	0	0	0	0	0	0	0	0	7	29.4	35	30 to 40	71.4	1	14.3
14/12/2024	07:00	0	1	2	4	5	5	0	0	0	0	0	0	0	0	0	0	0	0	0	0	17	30.4	37	30 to 40	58.8	5	29.4
14/12/2024	08:00	0	1	5	7	3	1	0	1	0	0	0	0	0	0	0	0	0	0	0	0	18	27.7	33.3	20 to 30	66.7	2	11.1
14/12/2024	09:00	0	0	2	6	9	4	2	2	0	0	0	0	0	0	0	0	0	0	0	0	25	33	40	25 to 35	60.0	8	32.0
14/12/2024	10:00	0	1	4	8	6	4	2	0	0	0	0	0	0	0	0	0	0	0	0	0	25	30.1	37.5	25 to 35	56.0	6	24.0
14/12/2024	11:00	0	0	17	28	21	11	1	0	0	0	0	0	0	0	0	0	0	0	0	0	78	29.2	35	25 to 35	62.8	12	15.4
14/12/2024	12:00	1	1	4	16	8	0	0	0	0	0	0	0	0	0	0	0	0	0	0	0	30	27.1	32.5	25 to 35	80.0	*	*
14/12/2024	13:00	1	2	6	7	11	3	0	1	0	0	0	0	0	0	0	0	0	0	0	0	31	28.5	34.5	25 to 35	58.1	4	12.9
14/12/2024	14:00	2	1	10	12	4	7	2	0	0	0	0	0	0	0	0	0	0	0	0	0	38	28	37.1	20 to 30	57.9	9	23.7
14/12/2024	15:00	1	0	7	4	7	2	1	0	0	0	0	0	0	0	0	0	0	0	0	0	22	28	35	20 to 30	50.0	3	13.6
14/12/2024	16:00	1	0	7	11	8	2	1	0	0	0	0	0	0	0	0	0	0	0	0	0	30	28.1	34.4	25 to 35	63.3	3	10.0
14/12/2024	17:00	0	0	3	6	4	4	1	1	1	0	0	0	0	0	0	0	0	0	0	0	20	32.3	40	25 to 35	50.0	7	35.0
14/12/2024	18:00	0	0	1	4	2	1	0	0	0	0	0	0	0	0	0	0	0	0	0	0	8	28.9	35	25 to 35	75.0	1	12.5
14/12/2024	19:00	1	3	3	9	4	4	2	0	0	0	0	0	0	0	0	0	0	0	0	0	26	28.4	37.5	25 to 35	50.0	6	23.1
14/12/2024	20:00	0	0	2	4	2	0	0	0	0	0	0	0	0	0	0	0	0	0	0	0	8	27.1	32.5	20 to 30	75.0	*	*
14/12/2024	21:00	0	1	2	2	1	1	0	0	0	0	0	0	0	0	0	0	0	0	0	0	7	26.4	35	20 to 30	57.1	1	14.3
14/12/2024	22:00	0	1	1	1	1	2	0	0	1	0	0	0	0	0	0	0	0	0	0	0	7	32	40	30 to 40	42.9	3	42.9
14/12/2024	23:00	0	0	0	1	0	1	0	0	0	0	0	0	0	0	0	0	0	0	0	0	2	32	40	20 to 30	50.0	1	50.0
24 Hr Summary		7	13	78	139	102	55	12	5	2	0	1	0	0	0	0	0	0	0	0	414	29.2	36.2	25 to 35	58.2	75	18.1	

Incoming Histogram

Tittleshall war memorial

from Sun-Dec-01-2024-12-00-PM to Fri-Jan-03-2025-11-59-AM

Date	Starting Hr:min	<15	15 to <20	20 to <25	25 to <30	30 to <35	35 to <40	40 to <45	45 to <50	50 to <55	55 to <60	60 to <65	65 to <70	70 to <75	75 to <80	80 to <85	85 to <90	90 to <95	95 to <100	100 to >105	Total Counts	Avg Speed (MPH)	85pet Speed	10MPH Pace	% in pace	# of Speeders	% Speeders	
15/12/2024	00:00	0	0	0	1	1	0	0	0	0	0	0	0	0	0	0	0	0	0	0	0	2	29.5	35	25 to 35	100.0	*	*
15/12/2024	01:00	0	0	0	0	0	0	0	0	0	0	0	0	0	0	0	0	0	0	0	0	0	0	0	*	*	*	*
15/12/2024	02:00	0	0	0	0	0	0	0	0	0	0	0	0	0	0	0	0	0	0	0	0	0	0	0	*	*	*	*
15/12/2024	03:00	0	0	0	2	0	0	0	0	0	0	0	0	0	0	0	0	0	0	0	0	2	27.5	30	20 to 30	100.0	*	*
15/12/2024	04:00	0	0	0	0	0	0	0	0	0	0	0	0	0	0	0	0	0	0	0	0	0	0	0	*	*	*	*
15/12/2024	05:00	0	1	1	0	0	1	0	0	0	0	0	0	0	0	0	0	0	0	0	0	3	25.3	40	15 to 25	66.7	1	33.3
15/12/2024	06:00	0	0	0	0	0	4	0	0	0	0	0	0	0	0	0	0	0	0	0	0	4	37.3	38.8	30 to 40	100.0	4	100.0
15/12/2024	07:00	0	0	0	4	2	3	0	3	1	0	0	0	0	0	0	0	0	0	0	0	13	36.8	48.3	25 to 35	46.2	7	53.8
15/12/2024	08:00	0	0	1	4	3	2	1	0	0	0	0	0	0	0	0	0	0	0	0	0	11	31.1	37.5	25 to 35	63.6	3	27.3
15/12/2024	09:00	3	0	4	11	3	7	3	0	0	0	0	0	0	0	0	0	0	0	0	0	31	29.3	38.6	20 to 30	48.4	10	32.3
15/12/2024	10:00	0	1	9	11	9	2	0	0	1	0	0	0	0	0	0	0	0	0	0	0	33	28.3	33.9	20 to 30	60.6	3	9.1
15/12/2024	11:00	2	2	4	12	11	3	2	1	0	0	0	0	0	0	0	0	0	0	0	0	37	29	35	25 to 35	62.2	6	16.2
15/12/2024	12:00	1	2	2	16	7	5	2	0	0	0	0	0	0	0	0	0	0	0	0	0	35	29.2	37	25 to 35	65.7	7	20.0
15/12/2024	13:00	0	1	4	4	2	1	2	0	0	0	0	0	0	0	0	0	0	0	0	0	14	28.4	40	20 to 30	57.1	3	21.4
15/12/2024	14:00	0	0	3	11	7	4	1	0	0	0	0	0	0	0	0	0	0	0	0	0	26	30	36.2	25 to 35	69.2	5	19.2
15/12/2024	15:00	0	1	5	10	3	4	1	1	0	0	0	0	0	0	0	0	0	0	0	0	25	29.4	37.5	20 to 30	60.0	6	24.0
15/12/2024	16:00	0	0	1	8	7	3	0	0	0	0	0	0	0	0	0	0	0	0	0	0	19	30.3	35	25 to 35	78.9	3	15.8
15/12/2024	17:00	0	0	4	6	3	6	3	1	0	0	0	0	0	0	0	0	0	0	0	0	23	32.3	41.7	20 to 30	43.5	10	43.5
15/12/2024	18:00	0	1	1	2	3	3	1	0	0	0	0	0	0	0	0	0	0	0	0	0	11	31.2	38.3	30 to 40	54.5	4	36.4
15/12/2024	19:00	0	0	0	3	1	3	1	1	0	0	0	0	0	0	0	0	0	0	0	0	9	34.8	45	25 to 35	44.4	5	55.6
15/12/2024	20:00	0	0	2	2	2	2	3	0	0	0	0	0	0	0	0	0	0	0	0	0	11	33	41.7	35 to 45	45.5	5	45.5
15/12/2024	21:00	0	0	0	0	0	0	0	1	0	0	0	0	0	0	0	0	0	0	0	0	1	47	50	40 to 50	100.0	1	100.0
15/12/2024	22:00	0	0	0	0	0	1	0	0	0	0	0	0	0	0	0	0	0	0	0	0	1	37	40	30 to 40	100.0	1	100.0
15/12/2024	23:00	0	0	0	0	0	0	0	0	0	0	0	0	0	0	0	0	0	0	0	0	0	0	0	*	*	*	*
24 Hr Summary		6	9	41	107	64	54	20	8	2	0	0	0	0	0	0	0	0	0	0	0	311	30.3	38.4	25 to 35	55.0	84	27.0

Incoming Histogram

Tittleshall war memorial

from Sun-Dec-01-2024-12-00-PM to Fri-Jan-03-2025-11-59-AM

Date	Starting Hr:min	<15	15 to <20	20 to <25	25 to <30	30 to <35	35 to <40	40 to <45	45 to <50	50 to <55	55 to <60	60 to <65	65 to <70	70 to <75	75 to <80	80 to <85	85 to <90	90 to <95	95 to <100	100 to >105	Total Counts	Avg Speed (MPH)	85pet Speed	10MPH Pace	% in pace	# of Speeders	% Speeders	
16/12/2024	00:00	0	0	0	0	1	0	0	0	0	0	0	0	0	0	0	0	0	0	0	0	1	32	35	25 to 35	100.0	*	*
16/12/2024	01:00	0	0	0	0	0	0	0	0	0	0	0	0	0	0	0	0	0	0	0	0	0	0	0	*	*	*	*
16/12/2024	02:00	0	0	0	0	0	0	1	0	0	0	0	0	0	0	0	0	0	0	0	1	42	45	35 to 45	100.0	1	100.0	
16/12/2024	03:00	0	0	1	0	0	0	0	1	0	0	0	0	0	0	0	0	0	0	0	2	34.5	50	15 to 25	50.0	1	50.0	
16/12/2024	04:00	1	1	0	0	0	0	0	0	0	0	0	0	0	0	0	0	0	0	0	2	14.5	20	10 to 20	100.0	*	*	
16/12/2024	05:00	0	1	2	2	3	2	2	0	0	0	0	0	0	0	0	0	0	0	0	12	30.8	40	25 to 35	41.7	4	33.3	
16/12/2024	06:00	0	0	2	3	2	6	5	0	0	0	0	0	0	0	0	0	0	0	0	18	34.7	42	35 to 45	61.1	11	61.1	
16/12/2024	07:00	1	3	7	8	9	8	3	2	0	0	0	0	0	0	0	0	0	0	0	41	30.3	39.4	25 to 35	41.5	13	31.7	
16/12/2024	08:00	2	1	6	18	19	4	2	1	0	0	0	0	0	0	0	0	0	0	0	53	29.5	34.7	25 to 35	69.8	7	13.2	
16/12/2024	09:00	7	4	6	13	14	3	1	1	0	0	0	0	0	0	0	0	0	0	0	49	26.3	34.3	25 to 35	55.1	5	10.2	
16/12/2024	10:00	0	1	5	20	9	1	2	0	1	0	0	0	0	0	0	0	0	0	0	39	29.2	33.9	25 to 35	74.4	4	10.3	
16/12/2024	11:00	0	2	5	22	8	5	1	1	0	0	0	0	0	0	0	0	0	0	0	44	29.1	35	25 to 35	68.2	7	15.9	
16/12/2024	12:00	0	1	6	11	7	2	0	0	0	0	0	0	0	0	0	0	0	0	0	27	27.8	33.6	25 to 35	66.7	2	7.4	
16/12/2024	13:00	3	0	6	9	10	4	0	0	0	0	0	0	0	0	0	0	0	0	0	32	27.7	34.5	25 to 35	59.4	4	12.5	
16/12/2024	14:00	1	1	3	14	8	5	0	0	0	0	0	0	0	0	0	0	0	0	0	32	28.6	35	25 to 35	68.8	5	15.6	
16/12/2024	15:00	1	2	9	18	12	7	1	0	0	0	0	0	0	0	0	0	0	0	0	50	28.5	35	25 to 35	60.0	8	16.0	
16/12/2024	16:00	1	4	7	20	12	2	3	0	0	0	0	0	0	0	0	0	0	0	0	49	28	34.2	25 to 35	65.3	5	10.2	
16/12/2024	17:00	1	0	5	12	7	4	2	1	1	0	0	0	0	0	0	0	0	0	0	33	30.5	38.8	25 to 35	57.6	8	24.2	
16/12/2024	18:00	1	0	2	4	7	5	3	0	0	0	0	0	0	0	0	0	0	0	0	22	31.9	40	30 to 40	54.5	8	36.4	
16/12/2024	19:00	0	0	1	0	1	2	0	1	0	0	0	0	0	0	0	0	0	0	0	5	35	40	30 to 40	60.0	3	60.0	
16/12/2024	20:00	1	0	0	1	0	0	2	0	0	0	0	0	0	0	0	0	0	0	0	4	30.8	42.5	35 to 45	50.0	2	50.0	
16/12/2024	21:00	0	0	1	3	2	1	0	0	0	0	0	0	0	0	0	0	0	0	0	7	29.3	35	25 to 35	71.4	1	14.3	
16/12/2024	22:00	0	0	0	0	0	1	1	0	0	0	0	0	0	0	0	0	0	0	0	2	39.5	45	35 to 45	100.0	2	100.0	
16/12/2024	23:00	0	0	0	0	0	1	0	0	0	0	0	0	0	0	0	0	0	0	0	1	37	40	30 to 40	100.0	1	100.0	
24 Hr Summary		20	21	74	178	131	63	29	8	2	0	0	0	0	0	0	0	0	0	0	526	29.2	36.8	25 to 35	58.7	102	19.4	

Incoming Histogram

Tittleshall war memorial

from Sun-Dec-01-2024-12-00-PM to Fri-Jan-03-2025-11-59-AM

Date	Starting Hr:min	<15	15 to <20	20 to <25	25 to <30	30 to <35	35 to <40	40 to <45	45 to <50	50 to <55	55 to <60	60 to <65	65 to <70	70 to <75	75 to <80	80 to <85	85 to <90	90 to <95	95 to <100	100 to >105	Total Counts	Avg Speed (MPH)	85pet Speed	10MPH Pace	% in pace	# of Speeders	% Speeders
17/12/2024	00:00	0	0	0	0	0	0	0	0	0	0	0	0	0	0	0	0	0	0	0	0	0	0	*	*	*	*
17/12/2024	01:00	0	0	0	0	0	0	0	0	0	0	0	0	0	0	0	0	0	0	0	0	0	0	*	*	*	*
17/12/2024	02:00	0	0	0	1	1	0	0	0	0	0	0	0	0	0	0	0	0	0	0	2	29.5	35	25 to 35	100.0	*	*
17/12/2024	03:00	0	0	0	0	1	0	0	0	0	0	0	0	0	0	0	0	0	0	0	1	32	35	25 to 35	100.0	*	*
17/12/2024	04:00	0	0	0	0	0	0	1	0	0	0	0	0	0	0	0	0	0	0	0	1	42	45	35 to 45	100.0	1	100.0
17/12/2024	05:00	0	0	3	2	3	3	0	0	0	0	0	0	0	0	0	0	0	0	0	11	29.8	36.7	30 to 40	54.5	3	27.3
17/12/2024	06:00	0	0	3	3	4	1	0	0	0	0	0	0	0	0	0	0	0	0	0	11	28.5	33.8	25 to 35	63.6	1	9.1
17/12/2024	07:00	1	2	3	10	8	6	2	4	0	0	0	0	0	0	0	0	0	0	0	36	31.6	42.5	25 to 35	50.0	12	33.3
17/12/2024	08:00	2	3	13	13	27	8	1	1	0	0	0	0	0	0	0	0	0	0	0	68	29.1	35	25 to 35	58.8	10	14.7
17/12/2024	09:00	0	3	4	13	10	5	2	0	0	0	0	0	0	0	0	0	0	0	0	37	29.4	36	25 to 35	62.2	7	18.9
17/12/2024	10:00	0	2	11	15	8	3	0	1	0	0	0	0	0	0	0	0	0	0	0	40	27.6	33.8	20 to 30	65.0	4	10.0
17/12/2024	11:00	2	4	14	17	13	4	2	0	0	0	0	0	0	0	0	0	0	0	0	56	27.2	34.2	20 to 30	55.4	6	10.7
17/12/2024	12:00	0	3	7	20	2	7	4	0	0	0	0	0	0	0	0	0	0	0	0	43	29	38.6	20 to 30	62.8	11	25.6
17/12/2024	13:00	0	7	1	14	11	6	2	0	0	0	0	0	0	0	0	0	0	0	0	41	29	36.7	25 to 35	61.0	8	19.5
17/12/2024	14:00	0	3	7	13	8	8	1	0	0	0	0	0	0	0	0	0	0	0	0	40	29	36.9	25 to 35	52.5	9	22.5
17/12/2024	15:00	4	2	13	23	11	4	1	0	1	0	0	0	0	0	0	0	0	0	0	59	27.1	33.6	20 to 30	61.0	6	10.2
17/12/2024	16:00	1	4	10	14	8	11	3	1	0	0	0	0	0	0	0	0	0	0	0	52	29.4	38.2	20 to 30	46.2	15	28.8
17/12/2024	17:00	0	0	4	17	13	10	3	0	0	0	0	0	0	0	0	0	0	0	0	47	31.3	38	25 to 35	63.8	13	27.7
17/12/2024	18:00	0	0	6	5	6	4	1	0	1	0	0	0	0	0	0	0	0	0	0	23	30.7	38.8	20 to 30	47.8	6	26.1
17/12/2024	19:00	0	0	0	3	4	0	1	0	0	0	0	0	0	0	0	0	0	0	0	8	31.4	35	25 to 35	87.5	1	12.5
17/12/2024	20:00	0	0	1	3	0	1	0	1	0	0	0	0	0	0	0	0	0	0	0	6	31.2	40	20 to 30	66.7	2	33.3
17/12/2024	21:00	0	0	0	2	1	0	0	1	0	0	0	0	0	0	0	0	0	0	0	4	33.3	35	25 to 35	75.0	1	25.0
17/12/2024	22:00	0	0	0	0	1	2	0	0	0	0	0	0	0	0	0	0	0	0	0	3	35.3	40	30 to 40	100.0	2	66.7
17/12/2024	23:00	0	0	0	2	0	0	0	0	0	0	0	0	0	0	0	0	0	0	0	2	27.5	30	20 to 30	100.0	*	*
24 Hr Summary		10	33	100	190	140	83	24	9	2	0	0	0	0	0	0	0	0	0	0	591	29.2	36.7	25 to 35	55.8	118	20.0

Incoming Histogram

Tittleshall war memorial

from Sun-Dec-01-2024-12-00-PM to Fri-Jan-03-2025-11-59-AM

Date	Starting Hr:min	<15	15 to <20	20 to <25	25 to <30	30 to <35	35 to <40	40 to <45	45 to <50	50 to <55	55 to <60	60 to <65	65 to <70	70 to <75	75 to <80	80 to <85	85 to <90	90 to <95	95 to <100	100 to >105	Total Counts	Avg Speed (MPH)	85pet Speed	10MPH Pace	% in pace	# of Speeders	% Speeders
18/12/2024	00:00	0	0	0	0	0	0	0	0	0	0	0	0	0	0	0	0	0	0	0	0	0	0	*	*	*	*
18/12/2024	01:00	0	0	0	0	0	1	0	0	0	0	0	0	0	0	0	0	0	0	0	1	37	40	30 to 40	100.0	1	100.0
18/12/2024	02:00	0	0	0	0	0	1	1	0	0	0	0	0	0	0	0	0	0	0	0	2	39.5	45	35 to 45	100.0	2	100.0
18/12/2024	03:00	0	0	1	0	0	0	0	1	0	0	0	0	0	0	0	0	0	0	0	2	34.5	50	15 to 25	50.0	1	50.0
18/12/2024	04:00	0	0	0	0	0	1	0	0	0	0	0	0	0	0	0	0	0	0	0	1	37	40	30 to 40	100.0	1	100.0
18/12/2024	05:00	1	0	1	1	5	2	2	0	0	0	0	0	0	0	0	0	0	0	0	12	31.6	40	30 to 40	58.3	4	33.3
18/12/2024	06:00	0	0	0	1	1	3	1	0	1	0	0	0	0	0	0	0	0	0	0	7	37.7	45	30 to 40	57.1	5	71.4
18/12/2024	07:00	2	2	4	11	10	4	1	1	0	0	0	0	0	0	0	0	0	0	0	35	28.6	36.2	25 to 35	60.0	6	17.1
18/12/2024	08:00	1	3	6	19	15	4	2	0	0	0	0	0	0	0	0	0	0	0	0	50	28.7	34.3	25 to 35	68.0	6	12.0
18/12/2024	09:00	2	1	6	13	12	4	2	0	0	0	0	0	0	0	0	0	0	0	0	40	28.7	35	25 to 35	62.5	6	15.0
18/12/2024	10:00	1	6	9	6	10	5	1	0	0	0	0	0	0	0	0	0	0	0	0	38	27.1	35	25 to 35	42.1	6	15.8
18/12/2024	11:00	0	3	11	17	5	5	0	1	1	0	0	0	0	0	0	0	0	0	0	43	28.1	36	20 to 30	65.1	7	16.3
18/12/2024	12:00	3	1	3	13	9	2	1	1	0	0	0	0	0	0	0	0	0	0	0	33	27.8	34.4	25 to 35	66.7	4	12.1
18/12/2024	13:00	0	2	10	16	5	7	2	0	0	0	0	0	0	0	0	0	0	0	0	42	28.5	37.1	20 to 30	61.9	9	21.4
18/12/2024	14:00	0	3	7	11	10	3	2	0	0	0	0	0	0	0	0	0	0	0	0	36	28.5	35	25 to 35	58.3	5	13.9
18/12/2024	15:00	0	1	7	16	18	2	2	0	0	0	0	0	0	0	0	0	0	0	0	46	29.4	34.2	25 to 35	73.9	4	8.7
18/12/2024	16:00	1	3	13	13	10	4	3	0	0	0	0	0	0	0	0	0	0	0	0	47	27.8	35	20 to 30	55.3	7	14.9
18/12/2024	17:00	0	3	12	11	7	8	1	0	0	0	0	0	0	0	0	0	0	0	0	42	28.2	36.9	20 to 30	54.8	9	21.4
18/12/2024	18:00	0	0	2	9	6	4	3	1	0	0	0	0	0	0	0	0	0	0	0	25	32.2	40	25 to 35	60.0	8	32.0
18/12/2024	19:00	0	0	2	5	3	4	4	1	0	0	0	0	0	0	0	0	0	0	0	19	33.6	42.5	25 to 35	42.1	9	47.4
18/12/2024	20:00	0	0	1	0	4	1	0	0	0	0	0	0	0	0	0	0	0	0	0	6	31.3	35	30 to 40	83.3	1	16.7
18/12/2024	21:00	0	0	0	0	1	3	0	0	0	0	0	0	0	0	0	0	0	0	0	4	36	38.3	30 to 40	100.0	3	75.0
18/12/2024	22:00	0	0	1	1	0	0	0	1	0	0	0	0	0	0	0	0	0	0	0	3	32	50	20 to 30	66.7	1	33.3
18/12/2024	23:00	0	0	1	0	0	0	0	0	0	0	0	0	0	0	0	0	0	0	0	1	22	25	15 to 25	100.0	*	*
24 Hr Summary		11	28	97	163	131	68	28	7	2	0	0	0	0	0	0	0	0	0	0	535	29.1	36.8	25 to 35	55.0	105	19.6

Incoming Histogram

Tittleshall war memorial

from Sun-Dec-01-2024-12-00-PM to Fri-Jan-03-2025-11-59-AM

Date	Starting Hr:min	<15	15 to <20	20 to <25	25 to <30	30 to <35	35 to <40	40 to <45	45 to <50	50 to <55	55 to <60	60 to <65	65 to <70	70 to <75	75 to <80	80 to <85	85 to <90	90 to <95	95 to <100	100 to >105	Total Counts	Avg Speed (MPH)	85pet Speed	10MPH Pace	% in pace	# of Speeders	% Speeders	
19/12/2024	00:00	0	0	0	0	0	0	1	0	0	0	0	0	0	0	0	0	0	0	0	0	1	42	45	35 to 45	100.0	1	100.0
19/12/2024	01:00	0	0	0	0	0	0	0	0	0	0	0	0	0	0	0	0	0	0	0	0	0	0	0	*	*	*	*
19/12/2024	02:00	0	0	0	0	0	0	0	0	0	0	0	0	0	0	0	0	0	0	0	0	0	0	0	*	*	*	*
19/12/2024	03:00	0	0	0	3	0	0	0	0	0	0	0	0	0	0	0	0	0	0	0	0	3	27	30	20 to 30	100.0	*	*
19/12/2024	04:00	0	0	0	0	0	0	0	0	0	0	0	0	0	0	0	0	0	0	0	0	0	0	0	*	*	*	*
19/12/2024	05:00	0	0	1	1	0	2	1	0	0	0	0	0	0	0	0	0	0	0	0	0	5	33	40	35 to 45	60.0	3	60.0
19/12/2024	06:00	0	0	0	0	1	3	1	2	0	0	0	0	0	0	0	0	0	0	0	0	7	40	47.5	30 to 40	57.1	6	85.7
19/12/2024	07:00	2	2	8	10	8	7	2	1	0	0	0	0	0	0	0	0	0	0	0	0	40	29	37.9	20 to 30	45.0	10	25.0
19/12/2024	08:00	0	3	9	19	20	10	2	3	0	0	0	0	0	0	0	0	0	0	0	0	66	30.6	37.5	25 to 35	59.1	15	22.7
19/12/2024	09:00	0	4	8	13	4	8	2	0	0	0	0	0	0	0	0	0	0	0	0	0	39	28.4	37.5	20 to 30	53.8	10	25.6
19/12/2024	10:00	0	1	6	20	8	4	5	0	0	0	0	0	0	0	0	0	0	0	0	0	44	29.8	37.5	25 to 35	63.6	9	20.5
19/12/2024	11:00	0	1	4	11	9	3	3	0	0	0	0	0	0	0	0	0	0	0	0	0	31	30.2	36.7	25 to 35	64.5	6	19.4
19/12/2024	12:00	0	2	3	21	12	1	2	1	0	0	0	0	0	0	0	0	0	0	0	0	42	29.3	34.2	25 to 35	78.6	4	9.5
19/12/2024	13:00	0	2	5	19	12	6	0	1	0	0	0	0	0	0	0	0	0	0	0	0	45	29.4	35	25 to 35	68.9	7	15.6
19/12/2024	14:00	0	4	9	17	9	3	2	0	0	0	0	0	0	0	0	0	0	0	0	0	44	27.7	33.9	20 to 30	59.1	5	11.4
19/12/2024	15:00	0	8	10	20	9	8	3	0	0	0	0	0	0	0	0	0	0	0	0	0	58	27.9	36.2	20 to 30	51.7	11	19.0
19/12/2024	16:00	1	1	6	15	12	6	2	0	0	0	0	0	0	0	0	0	0	0	0	0	43	29.4	36.7	25 to 35	62.8	8	18.6
19/12/2024	17:00	0	0	11	10	7	8	2	1	0	0	0	0	0	0	0	0	0	0	0	0	39	30.1	38.1	20 to 30	53.8	11	28.2
19/12/2024	18:00	0	1	1	14	8	6	1	1	0	0	0	0	0	0	0	0	0	0	0	0	32	31	37.5	25 to 35	68.8	8	25.0
19/12/2024	19:00	1	0	1	2	1	0	3	1	0	0	0	1	0	0	0	0	0	0	0	0	10	35.5	45	40 to 50	40.0	5	50.0
19/12/2024	20:00	0	0	0	5	5	2	2	1	0	0	0	0	0	0	0	0	0	0	0	0	15	33.5	42.5	25 to 35	66.7	5	33.3
19/12/2024	21:00	0	0	0	0	2	4	0	0	0	0	0	0	0	0	0	0	0	0	0	0	6	35.5	38.8	30 to 40	100.0	4	66.7
19/12/2024	22:00	0	0	0	1	0	1	0	0	0	0	0	0	0	0	0	0	0	0	0	0	2	32	40	20 to 30	50.0	1	50.0
19/12/2024	23:00	0	0	0	3	0	0	0	0	0	0	0	0	0	0	0	0	0	0	0	0	3	27	30	20 to 30	100.0	*	*
24 Hr Summary		4	29	82	204	127	82	34	12	0	0	0	1	0	0	0	0	0	0	0	0	575	29.8	37.6	25 to 35	57.6	129	22.4

Incoming Histogram

Tittleshall war memorial

from Sun-Dec-01-2024-12-00-PM to Fri-Jan-03-2025-11-59-AM

Date	Starting Hr:min	<15	15 to <20	20 to <25	25 to <30	30 to <35	35 to <40	40 to <45	45 to <50	50 to <55	55 to <60	60 to <65	65 to <70	70 to <75	75 to <80	80 to <85	85 to <90	90 to <95	95 to <100	100 to >105	Total Counts	Avg Speed (MPH)	85pet Speed	10MPH Pace	% in pace	# of Speeders	% Speeders	
20/12/2024	00:00	0	0	0	0	0	1	0	0	0	0	0	0	0	0	0	0	0	0	0	0	1	37	40	30 to 40	100.0	1	100.0
20/12/2024	01:00	0	0	0	0	0	0	0	0	0	0	0	0	0	0	0	0	0	0	0	0	0	0	0	*	*	*	*
20/12/2024	02:00	0	0	0	0	0	0	1	0	0	0	0	0	0	0	0	0	0	0	0	0	1	42	45	35 to 45	100.0	1	100.0
20/12/2024	03:00	0	0	0	0	0	0	0	0	0	0	0	0	0	0	0	0	0	0	0	0	0	0	0	*	*	*	*
20/12/2024	04:00	0	0	0	0	1	0	1	0	0	0	0	0	0	0	0	0	0	0	0	0	2	37	45	25 to 35	50.0	1	50.0
20/12/2024	05:00	0	0	0	0	1	2	0	1	0	0	0	0	0	0	0	0	0	0	0	0	4	38.3	40	30 to 40	75.0	3	75.0
20/12/2024	06:00	0	0	0	1	2	0	1	0	0	0	0	0	0	0	0	0	0	0	0	0	4	33.3	35	25 to 35	75.0	1	25.0
20/12/2024	07:00	0	1	2	11	6	11	2	1	1	0	0	0	0	0	0	0	0	0	0	0	35	32.7	39.5	25 to 35	48.6	15	42.9
20/12/2024	08:00	1	3	8	11	20	11	2	1	0	0	0	0	0	0	0	0	0	0	0	0	57	30.4	37.3	25 to 35	54.4	14	24.6
20/12/2024	09:00	4	2	4	12	9	6	3	0	0	0	0	0	0	0	0	0	0	0	0	0	40	28.5	37.5	25 to 35	52.5	9	22.5
20/12/2024	10:00	4	4	8	15	15	4	2	1	0	0	0	0	0	0	0	0	0	0	0	0	53	27.8	34.7	25 to 35	56.6	7	13.2
20/12/2024	11:00	0	0	3	14	6	7	1	0	0	0	0	0	0	0	0	0	0	0	0	0	31	30.5	37.1	25 to 35	64.5	8	25.8
20/12/2024	12:00	0	2	12	29	18	6	2	0	0	0	0	0	0	0	0	0	0	0	0	0	69	28.8	34.4	25 to 35	68.1	8	11.6
20/12/2024	13:00	5	2	3	15	9	5	3	0	0	0	0	0	0	0	0	0	0	0	0	0	42	27.9	37	25 to 35	57.1	8	19.0
20/12/2024	14:00	1	1	10	20	10	5	0	1	0	0	0	0	0	0	0	0	0	0	0	0	48	28.2	34.5	20 to 30	62.5	6	12.5
20/12/2024	15:00	0	2	4	14	7	8	3	0	0	0	0	0	0	0	0	0	0	0	0	0	38	30.4	38.1	25 to 35	55.3	11	28.9
20/12/2024	16:00	0	1	8	17	16	4	2	0	0	0	0	0	0	0	0	0	0	0	0	0	48	29.4	34.7	25 to 35	68.8	6	12.5
20/12/2024	17:00	1	0	7	11	8	5	3	0	0	0	0	0	0	0	0	0	0	0	0	0	35	29.6	38	25 to 35	54.3	8	22.9
20/12/2024	18:00	0	0	1	7	7	4	3	1	0	0	0	0	0	0	0	0	0	0	0	0	23	33	41.7	25 to 35	60.9	8	34.8
20/12/2024	19:00	0	0	4	3	2	7	0	0	0	0	0	0	0	0	0	0	0	0	0	0	16	30.9	38.6	30 to 40	56.3	7	43.8
20/12/2024	20:00	0	1	1	7	2	1	0	0	0	0	0	0	0	0	0	0	0	0	0	0	12	27.6	32.5	25 to 35	75.0	1	8.3
20/12/2024	21:00	0	0	0	3	0	4	1	0	0	0	0	0	0	0	0	0	0	0	0	0	8	34	40	35 to 45	62.5	5	62.5
20/12/2024	22:00	0	0	0	1	1	1	1	1	0	0	0	0	0	0	0	0	0	0	0	0	5	37	45	25 to 35	40.0	3	60.0
20/12/2024	23:00	0	0	0	1	0	1	0	0	0	0	0	0	0	0	0	0	0	0	0	0	2	32	40	20 to 30	50.0	1	50.0
24 Hr Summary		16	19	75	192	140	93	31	7	1	0	0	0	0	0	0	0	0	0	0	574	29.8	37.5	25 to 35	57.8	132	23.0	

Incoming Histogram

Tittleshall war memorial

from Sun-Dec-01-2024-12-00-PM to Fri-Jan-03-2025-11-59-AM

Date	Starting Hr:min	<15	15 to <20	20 to <25	25 to <30	30 to <35	35 to <40	40 to <45	45 to <50	50 to <55	55 to <60	60 to <65	65 to <70	70 to <75	75 to <80	80 to <85	85 to <90	90 to <95	95 to <100	100 to >105	Total Counts	Avg Speed (MPH)	85pet Speed	10MPH Pace	% in pace	# of Speeders	% Speeders	
21/12/2024	00:00	0	0	0	1	1	0	0	0	0	0	0	0	0	0	0	0	0	0	0	0	2	29.5	35	25 to 35	100.0	*	*
21/12/2024	01:00	0	0	0	1	1	0	0	0	0	0	0	0	0	0	0	0	0	0	0	0	2	29.5	35	25 to 35	100.0	*	*
21/12/2024	02:00	0	0	0	0	0	0	0	0	0	0	0	0	0	0	0	0	0	0	0	0	0	0	0	*	*	*	*
21/12/2024	03:00	0	0	0	0	0	0	0	0	0	0	0	0	0	0	0	0	0	0	0	0	0	0	0	*	*	*	*
21/12/2024	04:00	0	0	0	0	0	0	0	0	0	0	0	0	0	0	0	0	0	0	0	0	0	0	0	*	*	*	*
21/12/2024	05:00	0	0	0	0	0	1	1	0	0	0	0	0	0	0	0	0	0	0	0	0	2	39.5	45	35 to 45	100.0	2	100.0
21/12/2024	06:00	0	0	0	4	0	0	1	0	0	0	0	0	0	0	0	0	0	0	0	0	5	30.2	30	20 to 30	80.0	1	20.0
21/12/2024	07:00	1	1	0	6	3	3	2	0	0	0	0	0	0	0	0	0	0	0	0	0	16	30.3	40	25 to 35	56.3	5	31.3
21/12/2024	08:00	0	1	1	8	9	4	0	0	1	0	0	0	0	0	0	0	0	0	0	0	24	31.2	36.2	25 to 35	70.8	5	20.8
21/12/2024	09:00	0	1	2	8	7	2	3	0	0	0	0	0	0	0	0	0	0	0	0	0	23	30.6	40	25 to 35	65.2	5	21.7
21/12/2024	10:00	0	1	7	15	5	7	3	1	0	0	0	0	0	0	0	0	0	0	0	0	39	30.2	38.6	20 to 30	56.4	11	28.2
21/12/2024	11:00	1	2	3	11	5	5	1	1	0	0	0	0	0	0	0	0	0	0	0	0	29	29.2	38	25 to 35	55.2	7	24.1
21/12/2024	12:00	0	1	4	9	5	6	5	1	0	0	0	0	0	0	0	0	0	0	0	0	31	32	41	25 to 35	45.2	12	38.7
21/12/2024	13:00	0	0	11	12	8	4	2	1	0	0	0	0	0	0	0	0	0	0	0	0	38	29.2	36.2	20 to 30	60.5	7	18.4
21/12/2024	14:00	0	1	3	10	4	5	0	0	0	0	0	0	0	0	0	0	0	0	0	0	23	29.1	37	25 to 35	60.9	5	21.7
21/12/2024	15:00	0	2	5	9	11	4	1	0	0	0	0	0	0	0	0	0	0	0	0	0	32	29.2	35	25 to 35	62.5	5	15.6
21/12/2024	16:00	0	2	6	10	7	2	3	0	0	0	0	0	0	0	0	0	0	0	0	0	30	28.8	37.5	25 to 35	56.7	5	16.7
21/12/2024	17:00	0	0	7	10	4	5	2	2	0	0	0	0	0	0	0	0	0	0	0	0	30	30.6	40	20 to 30	56.7	9	30.0
21/12/2024	18:00	0	0	2	4	4	3	0	1	1	0	0	0	0	0	0	0	0	0	0	0	15	32.9	40	25 to 35	53.3	5	33.3
21/12/2024	19:00	0	0	0	3	3	2	4	1	1	0	0	0	0	0	0	0	0	0	0	0	14	37.1	45	25 to 35	42.9	8	57.1
21/12/2024	20:00	0	0	0	1	2	2	0	1	0	0	0	0	0	0	0	0	0	0	0	0	6	35.3	40	30 to 40	66.7	3	50.0
21/12/2024	21:00	0	0	1	1	3	1	0	0	0	0	0	0	0	0	0	0	0	0	0	0	6	30.3	35	25 to 35	66.7	1	16.7
21/12/2024	22:00	0	1	1	1	0	1	0	0	0	0	0	0	0	0	0	0	0	0	0	0	4	25.8	30	15 to 25	50.0	1	25.0
21/12/2024	23:00	0	0	1	0	1	1	1	0	0	0	0	0	0	0	0	0	0	0	0	0	4	33.3	40	30 to 40	50.0	2	50.0
24 Hr Summary		2	13	54	124	83	58	29	9	3	0	0	0	0	0	0	0	0	0	0	0	375	30.5	38.7	25 to 35	55.2	99	26.4

Incoming Histogram

Tittleshall war memorial

from Sun-Dec-01-2024-12-00-PM to Fri-Jan-03-2025-11-59-AM

Date	Starting Hr:min	<15	15 to <20	20 to <25	25 to <30	30 to <35	35 to <40	40 to <45	45 to <50	50 to <55	55 to <60	60 to <65	65 to <70	70 to <75	75 to <80	80 to <85	85 to <90	90 to <95	95 to <100	100 to >105	Total Counts	Avg Speed (MPH)	85pet Speed	10MPH Pace	% in pace	# of Speeders	% Speeders	
22/12/2024	00:00	0	0	0	0	0	0	0	0	0	0	0	0	0	0	0	0	0	0	0	0	0	0	*	*	*	*	
22/12/2024	01:00	0	0	1	0	1	0	0	0	0	0	0	0	0	0	0	0	0	0	0	0	2	27	35	15 to 25	50.0	*	*
22/12/2024	02:00	0	0	0	0	0	0	0	0	0	0	0	0	0	0	0	0	0	0	0	0	0	0	*	*	*	*	
22/12/2024	03:00	0	0	0	1	0	0	0	0	0	0	0	0	0	0	0	0	0	0	0	0	1	27	30	20 to 30	100.0	*	*
22/12/2024	04:00	0	0	0	0	0	0	0	0	0	0	0	0	0	0	0	0	0	0	0	0	0	0	*	*	*	*	
22/12/2024	05:00	0	0	0	1	0	1	0	0	0	0	0	0	0	0	0	0	0	0	0	0	2	32	40	20 to 30	50.0	1	50.0
22/12/2024	06:00	1	0	0	0	0	1	0	0	0	0	0	0	0	0	0	0	0	0	0	0	2	24.5	40	5 to 15	50.0	1	50.0
22/12/2024	07:00	0	1	1	3	3	0	1	0	1	0	0	0	0	0	0	0	0	0	0	0	10	31	35	25 to 35	60.0	2	20.0
22/12/2024	08:00	0	0	0	0	2	4	0	0	0	0	0	0	0	0	0	0	0	0	0	0	6	35.3	38.8	30 to 40	100.0	4	66.7
22/12/2024	09:00	0	1	3	5	2	2	2	1	0	0	0	0	0	0	0	0	0	0	0	0	16	30.4	42.5	20 to 30	50.0	5	31.3
22/12/2024	10:00	0	2	7	7	4	4	2	1	1	0	0	0	0	0	0	0	0	0	0	0	28	30.1	40	20 to 30	50.0	8	28.6
22/12/2024	11:00	0	2	15	23	10	7	1	0	0	0	0	0	0	0	0	0	0	0	0	0	58	27.9	34.5	20 to 30	65.5	8	13.8
22/12/2024	12:00	0	3	5	9	7	4	3	2	0	0	0	0	0	0	0	0	0	0	0	0	33	30.3	40	25 to 35	48.5	9	27.3
22/12/2024	13:00	0	1	9	10	4	6	3	0	0	0	0	0	0	0	0	0	0	0	0	0	33	29.4	38.3	20 to 30	57.6	9	27.3
22/12/2024	14:00	9	2	7	9	5	4	2	0	0	0	0	0	0	0	0	0	0	0	0	0	38	23.9	35	20 to 30	42.1	6	15.8
22/12/2024	15:00	0	0	3	8	4	0	2	1	0	0	0	0	0	0	0	0	0	0	0	0	18	30.1	35	25 to 35	66.7	3	16.7
22/12/2024	16:00	0	0	1	3	6	3	3	0	0	0	0	0	0	0	0	0	0	0	0	0	16	33.3	41.7	25 to 35	56.3	6	37.5
22/12/2024	17:00	0	0	1	7	3	1	2	1	1	0	0	0	0	0	0	0	0	0	0	0	16	33.1	45	25 to 35	62.5	5	31.3
22/12/2024	18:00	0	0	1	2	4	1	0	1	1	0	0	0	0	0	0	0	0	0	0	0	10	34.1	40	25 to 35	60.0	3	30.0
22/12/2024	19:00	0	1	1	5	3	1	1	0	1	0	0	0	0	0	0	0	0	0	0	0	13	31	40	25 to 35	61.5	3	23.1
22/12/2024	20:00	0	0	2	1	0	0	0	0	0	0	0	0	0	0	0	0	0	0	0	0	3	23.7	30	20 to 30	100.0	*	*
22/12/2024	21:00	0	0	0	0	1	1	0	0	0	0	0	0	0	0	0	0	0	0	0	0	2	34.5	40	30 to 40	100.0	1	50.0
22/12/2024	22:00	0	0	1	1	3	0	0	0	0	0	0	0	0	0	0	0	0	0	0	0	5	29	33.3	25 to 35	80.0	*	*
22/12/2024	23:00	0	0	0	0	0	0	1	0	0	1	0	0	0	0	0	0	0	0	0	0	2	49.5	60	35 to 45	50.0	2	100.0
24 Hr Summary		10	13	58	95	62	40	23	7	5	1	0	0	0	0	0	0	0	0	0	314	29.5	38.6	25 to 35	50.0	76	24.2	

Incoming Histogram

Tittleshall war memorial

from Sun-Dec-01-2024-12-00-PM to Fri-Jan-03-2025-11-59-AM

Date	Starting Hr:min	<15	15 to <20	20 to <25	25 to <30	30 to <35	35 to <40	40 to <45	45 to <50	50 to <55	55 to <60	60 to <65	65 to <70	70 to <75	75 to <80	80 to <85	85 to <90	90 to <95	95 to <100	100 to >105	Total Counts	Avg Speed (MPH)	85pet Speed	10MPH Pace	% in pace	# of Speeders	% Speeders	
23/12/2024	00:00	0	0	0	0	0	0	0	0	0	0	0	0	0	0	0	0	0	0	0	0	0	0	*	*	*	*	
23/12/2024	01:00	0	0	0	0	0	0	0	0	0	0	0	0	0	0	0	0	0	0	0	0	0	0	*	*	*	*	
23/12/2024	02:00	0	0	0	0	0	0	0	0	0	0	1	0	0	0	0	0	0	0	0	0	1	62	65	55 to 65	100.0	1	100.0
23/12/2024	03:00	0	0	0	1	0	0	0	2	0	0	0	0	0	0	0	0	0	0	0	0	3	40.3	50	40 to 50	66.7	2	66.7
23/12/2024	04:00	0	0	0	0	0	0	0	0	0	0	0	0	0	0	0	0	0	0	0	0	0	0	*	*	*	*	
23/12/2024	05:00	0	0	0	1	1	1	1	0	0	0	0	0	0	0	0	0	0	0	0	0	4	34.5	40	25 to 35	50.0	2	50.0
23/12/2024	06:00	0	0	2	2	2	2	3	0	0	0	0	0	0	0	0	0	0	0	0	0	11	33	41.7	35 to 45	45.5	5	45.5
23/12/2024	07:00	4	1	3	7	6	3	1	1	1	0	0	0	0	0	0	0	0	0	0	0	27	28.4	38.3	25 to 35	48.1	6	22.2
23/12/2024	08:00	0	0	6	8	15	5	2	0	0	0	0	0	0	0	0	0	0	0	0	0	36	30.7	37	25 to 35	63.9	7	19.4
23/12/2024	09:00	0	0	15	19	9	6	2	1	0	0	0	0	0	0	0	0	0	0	0	0	52	28.8	35.8	20 to 30	65.4	9	17.3
23/12/2024	10:00	1	0	8	21	7	12	2	0	0	0	0	0	0	0	0	0	0	0	0	0	51	29.8	37.5	20 to 30	56.9	14	27.5
23/12/2024	11:00	0	4	3	19	7	1	1	0	0	0	0	0	0	0	0	0	0	0	0	0	35	27.4	32.9	25 to 35	74.3	2	5.7
23/12/2024	12:00	1	1	11	17	10	4	5	0	0	0	0	0	0	0	0	0	0	0	0	0	49	29	37.5	20 to 30	57.1	9	18.4
23/12/2024	13:00	0	3	8	15	9	1	1	1	0	0	0	0	0	0	0	0	0	0	0	0	38	27.8	33.3	25 to 35	63.2	3	7.9
23/12/2024	14:00	2	4	5	16	11	6	1	0	0	0	0	0	0	0	0	0	0	0	0	0	45	28	35	25 to 35	60.0	7	15.6
23/12/2024	15:00	0	2	12	15	9	7	1	0	0	0	0	0	0	0	0	0	0	0	0	0	46	28.3	35.7	20 to 30	58.7	8	17.4
23/12/2024	16:00	0	1	5	6	10	4	4	0	0	0	0	0	0	0	0	0	0	0	0	0	30	31	40	25 to 35	53.3	8	26.7
23/12/2024	17:00	0	1	2	5	4	4	1	0	0	0	0	0	0	0	0	0	0	0	0	0	17	30.4	37.5	25 to 35	52.9	5	29.4
23/12/2024	18:00	0	0	3	7	5	2	3	0	0	0	0	0	0	0	0	0	0	0	0	0	20	31	40	25 to 35	60.0	5	25.0
23/12/2024	19:00	0	0	1	6	3	2	3	0	0	0	0	0	0	0	0	0	0	0	0	0	15	32.1	41.7	25 to 35	60.0	5	33.3
23/12/2024	20:00	0	0	0	1	1	2	2	0	0	0	0	0	0	0	0	0	0	0	0	0	6	36.2	42.5	35 to 45	66.7	4	66.7
23/12/2024	21:00	0	0	1	1	2	2	0	0	0	0	0	0	0	0	0	0	0	0	0	0	6	31.2	37.5	30 to 40	66.7	2	33.3
23/12/2024	22:00	0	0	0	2	1	1	0	0	0	0	0	0	0	0	0	0	0	0	0	0	4	30.8	35	25 to 35	75.0	1	25.0
23/12/2024	23:00	0	0	0	0	0	0	0	0	0	0	0	0	0	0	0	0	0	0	0	0	0	0	*	*	*	*	
24 Hr Summary		8	17	85	169	112	65	33	5	1	0	1	0	0	0	0	0	0	0	0	0	496	29.5	37.4	25 to 35	56.7	105	21.2

Incoming Histogram

Tittleshall war memorial

from Sun-Dec-01-2024-12-00-PM to Fri-Jan-03-2025-11-59-AM

Date	Starting Hr:min	<15	15 to <20	20 to <25	25 to <30	30 to <35	35 to <40	40 to <45	45 to <50	50 to <55	55 to <60	60 to <65	65 to <70	70 to <75	75 to <80	80 to <85	85 to <90	90 to <95	95 to <100	100 to >105	Total Counts	Avg Speed (MPH)	85pet Speed	10MPH Pace	% in pace	# of Speeders	% Speeders	
24/12/2024	00:00	0	0	0	0	0	1	0	0	0	0	0	0	0	0	0	0	0	0	0	0	1	37	40	30 to 40	100.0	1	100.0
24/12/2024	01:00	0	0	0	0	0	1	0	0	0	0	0	0	0	0	0	0	0	0	0	0	1	37	40	30 to 40	100.0	1	100.0
24/12/2024	02:00	0	0	0	0	0	0	0	0	0	0	0	0	0	0	0	0	0	0	0	0	0	0	0	*	*	*	*
24/12/2024	03:00	0	0	0	1	0	0	0	0	0	0	0	0	0	0	0	0	0	0	0	0	1	27	30	20 to 30	100.0	*	*
24/12/2024	04:00	0	0	0	0	0	0	0	0	0	0	0	0	0	0	0	0	0	0	0	0	0	0	0	*	*	*	*
24/12/2024	05:00	1	0	0	0	1	1	0	0	0	0	0	0	0	0	0	0	0	0	0	0	3	27	40	30 to 40	66.7	1	33.3
24/12/2024	06:00	0	0	0	2	0	1	0	0	0	0	0	0	0	0	0	0	0	0	0	0	3	30.7	40	20 to 30	66.7	1	33.3
24/12/2024	07:00	2	2	3	4	4	6	3	1	0	0	0	0	0	0	0	0	0	0	0	0	25	30.4	40	30 to 40	40.0	10	40.0
24/12/2024	08:00	2	0	3	5	9	5	3	0	1	0	0	0	0	0	0	0	0	0	0	0	28	31.1	40	25 to 35	50.0	9	32.1
24/12/2024	09:00	0	1	7	19	10	5	1	1	0	0	0	0	0	0	0	0	0	0	0	0	44	29.3	35	25 to 35	65.9	7	15.9
24/12/2024	10:00	2	0	7	17	8	6	2	1	0	0	0	0	0	0	0	0	0	0	0	0	43	29.3	37.5	25 to 35	58.1	9	20.9
24/12/2024	11:00	0	1	6	5	8	9	4	0	0	0	0	0	0	0	0	0	0	0	0	0	33	31.8	39.4	30 to 40	51.5	13	39.4
24/12/2024	12:00	1	0	4	9	9	9	3	0	0	0	0	0	0	0	0	0	0	0	0	0	35	31.4	38.9	25 to 35	51.4	12	34.3
24/12/2024	13:00	0	1	7	10	6	8	1	0	0	0	0	0	0	0	0	0	0	0	0	0	33	29.7	37.5	20 to 30	51.5	9	27.3
24/12/2024	14:00	0	1	5	11	2	2	2	1	0	0	0	0	0	0	0	0	0	0	0	0	24	29	37.5	20 to 30	66.7	5	20.8
24/12/2024	15:00	0	2	7	9	7	2	1	1	0	0	0	0	0	0	0	0	0	0	0	0	29	28.4	35	20 to 30	55.2	4	13.8
24/12/2024	16:00	0	2	3	10	4	3	1	1	0	0	0	0	0	0	0	0	0	0	0	0	24	29.2	36.7	25 to 35	58.3	5	20.8
24/12/2024	17:00	0	1	1	2	2	1	5	0	0	0	0	0	0	0	0	0	0	0	0	0	12	33.8	43	35 to 45	50.0	6	50.0
24/12/2024	18:00	0	0	1	9	6	5	1	1	0	0	0	0	0	0	0	0	0	0	0	0	23	32	39	25 to 35	65.2	7	30.4
24/12/2024	19:00	2	1	1	3	0	1	1	0	0	0	0	0	0	0	0	0	0	0	0	0	9	24.8	40	20 to 30	44.4	2	22.2
24/12/2024	20:00	0	0	2	4	1	2	0	0	0	0	0	0	0	0	0	0	0	0	0	0	9	28.8	37.5	20 to 30	66.7	2	22.2
24/12/2024	21:00	0	0	1	0	0	0	0	0	0	0	0	0	0	0	0	0	0	0	0	0	1	22	25	15 to 25	100.0	*	*
24/12/2024	22:00	0	0	0	1	1	1	1	0	0	0	0	0	0	0	0	0	0	0	0	0	4	34.5	40	25 to 35	50.0	2	50.0
24/12/2024	23:00	0	0	0	0	0	0	0	0	0	0	0	0	0	0	0	0	0	0	0	0	0	0	0	*	*	*	*
24 Hr Summary		10	12	58	121	78	69	29	7	1	0	0	0	0	0	0	0	0	0	0	0	385	30.1	38.5	25 to 35	51.7	106	27.5

Incoming Histogram

Tittleshall war memorial

from Sun-Dec-01-2024-12-00-PM to Fri-Jan-03-2025-11-59-AM

Date	Starting Hr:min	<15	15 to <20	20 to <25	25 to <30	30 to <35	35 to <40	40 to <45	45 to <50	50 to <55	55 to <60	60 to <65	65 to <70	70 to <75	75 to <80	80 to <85	85 to <90	90 to <95	95 to <100	100 to >105	Total Counts	Avg Speed (MPH)	85pet Speed	10MPH Pace	% in pace	# of Speeders	% Speeders	
25/12/2024	00:00	0	0	0	0	0	0	0	0	0	0	0	0	0	0	0	0	0	0	0	0	0	0	*	*	*	*	
25/12/2024	01:00	0	0	0	1	0	0	0	0	0	0	0	0	0	0	0	0	0	0	0	0	1	27	30	20 to 30	100.0	*	*
25/12/2024	02:00	0	0	0	0	0	0	0	0	0	0	0	0	0	0	0	0	0	0	0	0	0	0	*	*	*	*	
25/12/2024	03:00	0	0	0	0	0	0	0	0	0	0	0	0	0	0	0	0	0	0	0	0	0	0	*	*	*	*	
25/12/2024	04:00	0	0	0	0	0	0	0	0	0	0	0	0	0	0	0	0	0	0	0	0	0	0	*	*	*	*	
25/12/2024	05:00	0	0	0	0	0	0	0	1	0	0	0	0	0	0	0	0	0	0	0	0	1	47	50	40 to 50	100.0	1	100.0
25/12/2024	06:00	0	0	0	2	2	0	0	0	0	0	0	0	0	0	0	0	0	0	0	0	4	29.5	32.5	25 to 35	100.0	*	*
25/12/2024	07:00	0	0	0	1	1	0	0	0	1	0	0	0	0	0	0	0	0	0	0	0	3	37	55	25 to 35	66.7	1	33.3
25/12/2024	08:00	0	0	1	0	1	4	0	0	0	0	0	0	0	0	0	0	0	0	0	0	6	33.8	38.8	30 to 40	83.3	4	66.7
25/12/2024	09:00	0	1	1	5	0	2	2	2	0	0	0	0	0	0	0	0	0	0	0	0	13	32.8	45	20 to 30	46.2	6	46.2
25/12/2024	10:00	0	0	2	8	5	4	2	1	0	0	0	0	0	0	0	0	0	0	0	0	22	32	40	25 to 35	59.1	7	31.8
25/12/2024	11:00	0	0	0	4	8	3	4	0	2	0	0	0	0	0	0	0	0	0	0	0	21	35.8	43.8	25 to 35	57.1	9	42.9
25/12/2024	12:00	0	2	1	7	7	4	0	0	0	0	0	0	0	0	0	0	0	0	0	0	21	29.5	36.2	25 to 35	66.7	4	19.0
25/12/2024	13:00	0	1	5	5	3	3	1	1	0	0	0	0	0	0	0	0	0	0	0	0	19	29.5	38.3	20 to 30	52.6	5	26.3
25/12/2024	14:00	0	0	1	6	1	1	0	0	0	0	0	0	0	0	0	0	0	0	0	0	9	28.2	35	20 to 30	77.8	1	11.1
25/12/2024	15:00	0	1	3	7	4	0	1	0	0	0	0	0	0	0	0	0	0	0	0	0	16	27.7	33.8	25 to 35	68.8	1	6.3
25/12/2024	16:00	0	0	0	5	5	1	0	0	0	0	0	0	0	0	0	0	0	0	0	0	11	30.4	34	25 to 35	90.9	1	9.1
25/12/2024	17:00	0	1	0	2	4	2	1	1	0	0	0	0	0	0	0	0	0	0	0	0	11	33	40	25 to 35	54.5	4	36.4
25/12/2024	18:00	0	0	0	1	2	0	2	0	0	0	0	0	0	0	0	0	0	0	0	0	5	35.2	42.5	25 to 35	60.0	2	40.0
25/12/2024	19:00	0	0	1	3	2	1	0	1	0	0	0	0	0	0	0	0	0	0	0	0	8	31.5	40	25 to 35	62.5	2	25.0
25/12/2024	20:00	0	1	1	3	2	1	3	0	0	0	0	0	0	0	0	0	0	0	0	0	11	31.7	41.7	25 to 35	45.5	4	36.4
25/12/2024	21:00	0	0	0	2	2	1	2	0	0	0	0	0	0	0	0	0	0	0	0	0	7	34.3	42.5	25 to 35	57.1	3	42.9
25/12/2024	22:00	0	0	1	0	1	2	0	0	0	0	0	0	0	0	0	0	0	0	0	0	4	32	37.5	30 to 40	75.0	2	50.0
25/12/2024	23:00	0	0	0	0	0	0	1	0	0	0	0	0	0	0	0	0	0	0	0	0	1	42	45	35 to 45	100.0	1	100.0
24 Hr Summary		0	7	17	62	50	29	19	7	3	0	0	0	0	0	0	0	0	0	0	194	31.7	40	25 to 35	57.7	58	29.9	

Incoming Histogram

Tittleshall war memorial

from Sun-Dec-01-2024-12-00-PM to Fri-Jan-03-2025-11-59-AM

Date	Starting Hr:min	<15	15 to <20	20 to <25	25 to <30	30 to <35	35 to <40	40 to <45	45 to <50	50 to <55	55 to <60	60 to <65	65 to <70	70 to <75	75 to <80	80 to <85	85 to <90	90 to <95	95 to <100	100 to >105	Total Counts	Avg Speed (MPH)	85pet Speed	10MPH Pace	% in pace	# of Speeders	% Speeders	
26/12/2024	00:00	0	0	0	0	0	0	0	0	0	0	0	0	0	0	0	0	0	0	0	0	0	0	*	*	*	*	
26/12/2024	01:00	0	0	0	0	0	0	0	0	0	0	0	0	0	0	0	0	0	0	0	0	0	0	*	*	*	*	
26/12/2024	02:00	0	0	0	0	0	0	0	0	0	0	0	0	0	0	0	0	0	0	0	0	0	0	*	*	*	*	
26/12/2024	03:00	0	0	0	0	0	0	0	0	0	0	0	0	0	0	0	0	0	0	0	0	0	0	*	*	*	*	
26/12/2024	04:00	0	0	0	0	0	0	0	0	0	0	0	0	0	0	0	0	0	0	0	0	0	0	*	*	*	*	
26/12/2024	05:00	0	0	0	0	0	0	0	0	0	0	0	0	0	0	0	0	0	0	0	0	0	0	*	*	*	*	
26/12/2024	06:00	0	0	0	1	0	0	0	0	0	0	0	0	0	0	0	0	0	0	0	0	1	27	30	20 to 30	100.0	*	*
26/12/2024	07:00	0	1	1	2	1	0	1	0	0	0	0	0	0	0	0	0	0	0	0	0	6	27.8	35	20 to 30	50.0	1	16.7
26/12/2024	08:00	1	2	2	1	2	1	1	0	0	0	0	0	0	0	0	0	0	0	0	0	10	26	35	15 to 25	40.0	2	20.0
26/12/2024	09:00	0	0	3	2	10	0	0	1	1	0	0	0	0	0	0	0	0	0	0	0	17	31.9	34.5	25 to 35	70.6	2	11.8
26/12/2024	10:00	0	1	4	7	5	4	1	0	0	0	0	0	0	0	0	0	0	0	0	0	22	29.4	37.5	25 to 35	54.5	5	22.7
26/12/2024	11:00	0	1	6	4	14	7	1	1	1	0	0	0	0	0	0	0	0	0	0	0	35	31.7	38.6	30 to 40	60.0	10	28.6
26/12/2024	12:00	0	1	4	8	4	3	2	1	0	0	0	0	0	0	0	0	0	0	0	0	23	30.2	40	20 to 30	52.2	6	26.1
26/12/2024	13:00	0	0	2	1	3	1	1	1	0	0	0	0	0	0	0	0	0	0	0	0	9	32.6	45	25 to 35	44.4	3	33.3
26/12/2024	14:00	0	0	5	7	2	4	1	2	0	0	0	0	0	0	0	0	0	0	0	0	21	30.9	40	20 to 30	57.1	7	33.3
26/12/2024	15:00	0	1	2	5	2	3	1	0	1	0	0	0	0	0	0	0	0	0	0	0	15	31.1	40	20 to 30	46.7	5	33.3
26/12/2024	16:00	0	0	0	3	4	3	2	0	0	0	1	0	0	0	0	0	0	0	0	0	13	36	42.5	25 to 35	53.8	6	46.2
26/12/2024	17:00	0	0	2	4	1	2	0	0	0	0	0	0	0	0	0	0	0	0	0	0	9	28.8	37.5	20 to 30	66.7	2	22.2
26/12/2024	18:00	1	0	1	2	3	2	1	0	0	0	0	0	0	0	0	0	0	0	0	0	10	30	37.5	25 to 35	50.0	3	30.0
26/12/2024	19:00	0	0	1	2	1	2	1	1	0	0	0	0	0	0	0	0	0	0	0	0	8	33.9	45	20 to 30	37.5	4	50.0
26/12/2024	20:00	0	0	0	0	2	1	0	0	0	0	0	0	0	0	0	0	0	0	0	0	3	33.7	40	30 to 40	100.0	1	33.3
26/12/2024	21:00	0	0	1	3	0	1	0	0	0	0	0	0	0	0	0	0	0	0	0	0	5	28	30	20 to 30	80.0	1	20.0
26/12/2024	22:00	0	0	0	1	2	0	1	0	0	0	0	0	0	0	0	0	0	0	0	0	4	33.5	35	25 to 35	75.0	1	25.0
26/12/2024	23:00	0	0	0	0	0	0	0	0	0	0	0	0	0	0	0	0	0	0	0	0	0	0	*	*	*	*	
24 Hr Summary		2	7	34	53	56	34	14	7	3	0	1	0	0	0	0	0	0	0	0	0	211	30.9	39	25 to 35	51.7	59	28.0

Incoming Histogram

Tittleshall war memorial

from Sun-Dec-01-2024-12-00-PM to Fri-Jan-03-2025-11-59-AM

Date	Starting Hr:min	<15	15 to <20	20 to <25	25 to <30	30 to <35	35 to <40	40 to <45	45 to <50	50 to <55	55 to <60	60 to <65	65 to <70	70 to <75	75 to <80	80 to <85	85 to <90	90 to <95	95 to <100	100 to >105	Total Counts	Avg Speed (MPH)	85pet Speed	10MPH Pace	% in pace	# of Speeders	% Speeders	
27/12/2024	00:00	0	0	0	0	1	0	0	0	0	0	0	0	0	0	0	0	0	0	0	0	1	32	35	25 to 35	100.0	*	*
27/12/2024	01:00	0	0	0	0	0	0	0	0	0	0	0	0	0	0	0	0	0	0	0	0	0	0	0	*	*	*	*
27/12/2024	02:00	0	0	0	0	0	0	1	0	0	0	0	0	0	0	0	0	0	0	0	1	42	45	35 to 45	100.0	1	100.0	
27/12/2024	03:00	0	0	0	0	0	0	0	0	0	0	0	0	0	0	0	0	0	0	0	0	0	0	0	*	*	*	*
27/12/2024	04:00	0	0	0	0	0	0	0	0	1	0	0	0	0	0	0	0	0	0	0	1	57	60	50 to 60	100.0	1	100.0	
27/12/2024	05:00	1	0	0	0	0	0	0	0	0	0	0	0	0	0	0	0	0	0	0	1	12	15	5 to 15	100.0	*	*	
27/12/2024	06:00	0	0	0	1	1	2	0	0	0	0	0	0	0	0	0	0	0	0	0	4	33.3	37.5	30 to 40	75.0	2	50.0	
27/12/2024	07:00	1	1	0	1	4	4	0	0	0	0	0	0	0	0	0	0	0	0	0	11	30.3	37.5	30 to 40	72.7	4	36.4	
27/12/2024	08:00	1	1	4	3	1	4	3	1	0	0	0	0	0	0	0	0	0	0	0	18	30.7	41.7	20 to 30	38.9	8	44.4	
27/12/2024	09:00	0	0	6	3	7	3	0	0	0	0	0	0	0	0	0	0	0	0	0	19	29.1	35	25 to 35	52.6	3	15.8	
27/12/2024	10:00	0	0	5	14	4	5	1	0	0	0	0	0	0	0	0	0	0	0	0	29	29.3	37	20 to 30	65.5	6	20.7	
27/12/2024	11:00	1	2	2	11	6	9	2	0	0	0	0	0	0	0	0	0	0	0	0	33	30.2	38.3	25 to 35	51.5	11	33.3	
27/12/2024	12:00	0	1	10	9	5	5	1	3	0	0	0	0	0	0	0	0	0	0	0	34	29.9	39	20 to 30	55.9	9	26.5	
27/12/2024	13:00	0	1	3	4	6	5	4	2	0	0	0	0	0	0	0	0	0	0	0	25	33.5	42.5	30 to 40	44.0	11	44.0	
27/12/2024	14:00	2	0	4	8	5	3	0	0	0	0	0	0	0	0	0	0	0	0	0	22	27.4	35	25 to 35	59.1	3	13.6	
27/12/2024	15:00	0	1	6	11	7	5	1	1	0	0	0	0	0	0	0	0	0	0	0	32	29.7	37	25 to 35	56.3	7	21.9	
27/12/2024	16:00	0	3	1	3	6	3	0	0	1	0	0	0	0	0	0	0	0	0	0	17	30.1	36.7	25 to 35	52.9	4	23.5	
27/12/2024	17:00	0	0	2	3	3	6	2	1	0	0	0	0	0	0	0	0	0	0	0	17	33.8	40	30 to 40	52.9	9	52.9	
27/12/2024	18:00	0	0	1	8	5	4	2	1	0	0	0	0	0	0	0	0	0	0	0	21	32.4	40	25 to 35	61.9	7	33.3	
27/12/2024	19:00	0	0	0	2	1	3	2	0	0	0	0	0	0	0	0	0	0	0	0	8	35.3	42.5	35 to 45	62.5	5	62.5	
27/12/2024	20:00	0	1	0	1	2	0	2	0	0	0	0	0	0	0	0	0	0	0	0	6	32.2	42.5	25 to 35	50.0	2	33.3	
27/12/2024	21:00	0	0	0	0	1	1	0	0	0	0	0	0	0	0	0	0	0	0	0	2	34.5	40	30 to 40	100.0	1	50.0	
27/12/2024	22:00	0	0	0	1	1	0	0	0	0	0	0	0	0	0	0	0	0	0	0	2	29.5	35	25 to 35	100.0	*	*	
27/12/2024	23:00	0	0	2	0	0	0	0	0	0	0	0	0	0	0	0	0	0	0	0	2	22.5	25	15 to 25	100.0	*	*	
24 Hr Summary		6	11	46	83	66	62	21	9	1	1	0	0	0	0	0	0	0	0	0	306	30.7	38.9	25 to 35	48.7	94	30.7	

Incoming Histogram

Tittleshall war memorial

from Sun-Dec-01-2024-12-00-PM to Fri-Jan-03-2025-11-59-AM

Date	Starting Hr:min	<15	15 to <20	20 to <25	25 to <30	30 to <35	35 to <40	40 to <45	45 to <50	50 to <55	55 to <60	60 to <65	65 to <70	70 to <75	75 to <80	80 to <85	85 to <90	90 to <95	95 to <100	100 to >105	Total Counts	Avg Speed (MPH)	85pet Speed	10MPH Pace	% in pace	# of Speeders	% Speeders	
28/12/2024	00:00	0	0	0	0	0	0	0	0	0	0	0	0	0	0	0	0	0	0	0	0	0	0	*	*	*	*	
28/12/2024	01:00	0	0	0	0	0	0	0	0	0	0	0	0	0	0	0	0	0	0	0	0	0	0	*	*	*	*	
28/12/2024	02:00	0	0	0	0	0	0	0	0	0	0	0	0	0	0	0	0	0	0	0	0	0	0	*	*	*	*	
28/12/2024	03:00	0	0	0	0	0	0	0	0	0	0	0	0	0	0	0	0	0	0	0	0	0	0	*	*	*	*	
28/12/2024	04:00	0	0	0	0	0	0	0	0	1	0	0	0	0	0	0	0	0	0	0	0	1	52	55	45 to 55	100.0	1	100.0
28/12/2024	05:00	0	0	1	0	0	0	0	0	0	0	0	0	0	0	0	0	0	0	0	0	1	22	25	15 to 25	100.0	*	*
28/12/2024	06:00	0	0	0	0	0	1	0	0	0	0	0	0	0	0	0	0	0	0	0	0	1	37	40	30 to 40	100.0	1	100.0
28/12/2024	07:00	0	1	2	0	2	2	0	1	0	0	0	0	0	0	0	0	0	0	0	0	8	30.9	40	30 to 40	50.0	3	37.5
28/12/2024	08:00	0	0	2	6	3	7	1	0	0	0	0	0	0	0	0	0	0	0	0	0	19	31.9	38.6	30 to 40	52.6	8	42.1
28/12/2024	09:00	2	0	2	4	4	7	3	0	0	0	0	0	0	0	0	0	0	0	0	0	22	31.5	40	30 to 40	50.0	10	45.5
28/12/2024	10:00	1	2	4	12	4	7	1	1	0	0	0	0	0	0	0	0	0	0	0	0	32	29.5	37.9	20 to 30	50.0	9	28.1
28/12/2024	11:00	0	1	2	14	11	7	2	1	0	0	0	0	0	0	0	0	0	0	0	0	38	31.3	37.9	25 to 35	65.8	10	26.3
28/12/2024	12:00	1	0	9	15	4	5	2	1	0	0	0	0	0	0	0	0	0	0	0	0	37	28.7	37	20 to 30	64.9	8	21.6
28/12/2024	13:00	0	0	3	5	6	5	3	1	1	0	0	0	0	0	0	0	0	0	0	0	24	33.6	41.7	25 to 35	45.8	10	41.7
28/12/2024	14:00	0	1	4	4	13	2	7	0	0	0	0	0	0	0	0	0	0	0	0	0	31	32.3	41.4	25 to 35	54.8	9	29.0
28/12/2024	15:00	0	0	0	8	6	3	2	0	1	0	0	0	0	0	0	0	0	0	0	0	20	33	40	25 to 35	70.0	6	30.0
28/12/2024	16:00	0	1	2	5	3	4	0	0	0	0	0	0	0	0	0	0	0	0	0	0	15	29.4	37.5	25 to 35	53.3	4	26.7
28/12/2024	17:00	0	2	5	7	4	4	2	0	0	0	0	0	0	0	0	0	0	0	0	0	24	29	37.5	20 to 30	50.0	6	25.0
28/12/2024	18:00	0	1	6	9	5	2	1	0	0	0	0	0	0	0	0	0	0	0	0	0	24	28	34	20 to 30	62.5	3	12.5
28/12/2024	19:00	0	0	1	2	2	1	1	1	0	1	0	0	0	0	0	0	0	0	0	0	9	35.9	50	25 to 35	44.4	4	44.4
28/12/2024	20:00	0	1	0	2	2	1	1	0	0	0	0	0	0	0	0	0	0	0	0	0	7	30.6	40	25 to 35	57.1	2	28.6
28/12/2024	21:00	0	0	0	3	2	0	0	0	0	0	0	0	0	0	0	0	0	0	0	0	5	29	32.5	25 to 35	100.0	*	*
28/12/2024	22:00	0	0	1	1	0	1	0	1	0	0	0	0	0	0	0	0	0	0	0	0	4	33.3	40	20 to 30	50.0	2	50.0
28/12/2024	23:00	0	0	0	1	0	1	0	0	0	0	0	0	0	0	0	0	0	0	0	0	2	32	40	20 to 30	50.0	1	50.0
24 Hr Summary		4	10	44	98	71	60	26	7	3	1	0	0	0	0	0	0	0	0	0	324	30.9	39	25 to 35	52.2	97	29.9	

Incoming Histogram

Tittleshall war memorial

from Sun-Dec-01-2024-12-00-PM to Fri-Jan-03-2025-11-59-AM

Date	Starting Hr:min	<15	15 to <20	20 to <25	25 to <30	30 to <35	35 to <40	40 to <45	45 to <50	50 to <55	55 to <60	60 to <65	65 to <70	70 to <75	75 to <80	80 to <85	85 to <90	90 to <95	95 to <100	100 to >105	Total Counts	Avg Speed (MPH)	85pet Speed	10MPH Pace	% in pace	# of Speeders	% Speeders	
29/12/2024	00:00	0	0	0	1	1	0	0	0	0	0	0	0	0	0	0	0	0	0	0	0	2	29.5	35	25 to 35	100.0	*	*
29/12/2024	01:00	0	0	0	0	0	0	0	0	0	0	0	0	0	0	0	0	0	0	0	0	0	0	0	*	*	*	*
29/12/2024	02:00	0	0	0	0	0	0	0	0	0	0	0	0	0	0	0	0	0	0	0	0	0	0	0	*	*	*	*
29/12/2024	03:00	0	0	0	0	1	0	0	0	0	0	0	0	0	0	0	0	0	0	0	1	32	35	25 to 35	100.0	*	*	
29/12/2024	04:00	0	0	0	0	0	0	0	0	0	0	0	0	0	0	0	0	0	0	0	0	0	0	0	*	*	*	*
29/12/2024	05:00	1	0	0	0	0	0	0	0	0	0	0	0	0	0	0	0	0	0	0	1	12	15	5 to 15	100.0	*	*	
29/12/2024	06:00	0	0	1	0	0	0	0	0	1	0	0	0	0	0	0	0	0	0	0	2	37	55	15 to 25	50.0	1	50.0	
29/12/2024	07:00	0	1	0	2	2	0	1	0	0	0	0	0	0	0	0	0	0	0	0	6	29.5	35	25 to 35	66.7	1	16.7	
29/12/2024	08:00	0	0	0	0	0	1	0	1	0	0	0	0	0	0	0	0	0	0	0	2	42	50	30 to 40	50.0	2	100.0	
29/12/2024	09:00	3	2	0	6	7	2	2	1	1	0	0	0	0	0	0	0	0	0	0	24	29.9	40	25 to 35	54.2	6	25.0	
29/12/2024	10:00	0	0	9	9	1	2	2	0	1	1	0	0	0	0	0	0	0	0	0	25	29.8	40	20 to 30	72.0	6	24.0	
29/12/2024	11:00	0	1	3	10	5	5	2	0	0	0	0	0	0	0	0	0	0	0	0	26	30.2	38	25 to 35	57.7	7	26.9	
29/12/2024	12:00	0	0	7	8	8	2	2	0	0	0	0	0	0	0	0	0	0	0	0	27	29.3	35	25 to 35	59.3	4	14.8	
29/12/2024	13:00	0	0	2	9	9	3	7	1	0	0	0	0	0	0	0	0	0	0	0	31	33.3	42.1	25 to 35	58.1	11	35.5	
29/12/2024	14:00	0	1	4	11	5	0	2	1	0	0	0	0	0	0	0	0	0	0	0	24	29.1	34	25 to 35	66.7	3	12.5	
29/12/2024	15:00	0	0	3	5	4	2	1	0	0	0	0	0	0	0	0	0	0	0	0	15	29.7	37.5	25 to 35	60.0	3	20.0	
29/12/2024	16:00	0	2	4	7	6	2	0	1	0	0	0	0	0	0	0	0	0	0	0	22	28.5	35	25 to 35	59.1	3	13.6	
29/12/2024	17:00	0	0	2	7	3	2	1	0	0	0	0	0	0	0	0	0	0	0	0	15	29.9	37.5	25 to 35	66.7	3	20.0	
29/12/2024	18:00	0	0	0	2	3	2	1	0	0	0	0	0	0	0	0	0	0	0	0	8	33.3	40	25 to 35	62.5	3	37.5	
29/12/2024	19:00	0	0	1	4	2	0	0	0	0	0	0	0	0	0	0	0	0	0	0	7	27.7	32.5	25 to 35	85.7	*	*	
29/12/2024	20:00	0	0	0	3	2	0	1	0	0	0	0	0	0	0	0	0	0	0	0	6	31.3	35	25 to 35	83.3	1	16.7	
29/12/2024	21:00	0	0	0	0	1	1	1	0	0	1	0	0	0	0	0	0	0	0	0	4	42	45	30 to 40	50.0	3	75.0	
29/12/2024	22:00	0	0	0	0	0	0	1	0	0	0	0	0	0	0	0	0	0	0	0	1	42	45	35 to 45	100.0	1	100.0	
29/12/2024	23:00	0	0	0	1	0	0	0	0	0	0	0	0	0	0	0	0	0	0	0	1	27	30	20 to 30	100.0	*	*	
24 Hr Summary		4	7	36	85	60	24	24	5	3	2	0	0	0	0	0	0	0	0	0	250	30.5	39.2	25 to 35	58.0	58	23.2	

Incoming Histogram

Tittleshall war memorial

from Sun-Dec-01-2024-12-00-PM to Fri-Jan-03-2025-11-59-AM

Date	Starting Hr:min	<15	15 to <20	20 to <25	25 to <30	30 to <35	35 to <40	40 to <45	45 to <50	50 to <55	55 to <60	60 to <65	65 to <70	70 to <75	75 to <80	80 to <85	85 to <90	90 to <95	95 to <100	100 to >105	Total Counts	Avg Speed (MPH)	85pet Speed	10MPH Pace	% in pace	# of Speeders	% Speeders	
30/12/2024	00:00	0	0	0	0	0	0	0	0	0	0	0	0	0	0	0	0	0	0	0	0	0	0	*	*	*	*	
30/12/2024	01:00	0	0	0	0	0	0	0	0	0	0	0	0	0	0	0	0	0	0	0	0	0	0	*	*	*	*	
30/12/2024	02:00	0	0	0	0	1	0	0	1	0	0	0	0	0	0	0	0	0	0	0	0	2	39.5	50	25 to 35	50.0	1	50.0
30/12/2024	03:00	0	0	0	1	0	0	0	0	0	0	0	0	0	0	0	0	0	0	0	0	1	27	30	20 to 30	100.0	*	*
30/12/2024	04:00	0	0	0	0	2	0	0	0	0	0	0	0	0	0	0	0	0	0	0	0	2	32.5	35	25 to 35	100.0	*	*
30/12/2024	05:00	0	1	0	0	1	0	0	0	1	0	0	0	0	0	0	0	0	0	0	0	3	33.7	55	10 to 20	33.3	1	33.3
30/12/2024	06:00	0	0	1	1	1	2	0	0	0	1	0	0	0	0	0	0	0	0	0	0	6	35.3	40	30 to 40	50.0	3	50.0
30/12/2024	07:00	1	0	1	4	3	1	3	1	0	0	0	0	0	0	0	0	0	0	0	0	14	32.1	43.3	25 to 35	50.0	5	35.7
30/12/2024	08:00	1	1	2	6	6	8	1	1	0	0	0	0	1	0	0	0	0	0	0	0	27	32.9	39.4	30 to 40	51.9	11	40.7
30/12/2024	09:00	0	0	6	9	10	2	1	3	0	0	0	0	0	0	0	0	0	0	0	0	31	30.9	37.5	25 to 35	61.3	6	19.4
30/12/2024	10:00	0	0	6	20	5	2	1	2	0	0	0	0	0	0	0	0	0	0	0	0	36	29.2	35	20 to 30	72.2	5	13.9
30/12/2024	11:00	0	0	8	10	8	7	3	0	0	0	0	0	0	0	0	0	0	0	0	0	36	30.4	38.6	20 to 30	50.0	10	27.8
30/12/2024	12:00	0	0	6	9	9	2	4	1	1	0	0	0	0	0	0	0	0	0	0	0	32	31.6	41.2	25 to 35	56.3	8	25.0
30/12/2024	13:00	0	0	5	8	9	7	1	0	0	0	0	0	0	0	0	0	0	0	0	0	30	30.7	37.9	25 to 35	56.7	8	26.7
30/12/2024	14:00	0	1	5	6	15	4	2	0	0	0	0	0	0	0	0	0	0	0	0	0	33	30.5	36.2	25 to 35	63.6	6	18.2
30/12/2024	15:00	0	0	6	12	8	5	6	0	0	0	0	0	0	0	0	0	0	0	0	0	37	31.4	40	25 to 35	54.1	11	29.7
30/12/2024	16:00	1	0	2	10	2	1	0	0	0	0	0	0	0	0	0	0	0	0	0	0	16	26.9	32.5	20 to 30	75.0	1	6.3
30/12/2024	17:00	0	0	2	7	9	3	2	0	0	0	0	0	0	0	0	0	0	0	0	0	23	31.3	38.3	25 to 35	69.6	5	21.7
30/12/2024	18:00	0	0	1	5	6	2	0	0	0	0	0	0	0	0	0	0	0	0	0	0	14	30.3	35	25 to 35	78.6	2	14.3
30/12/2024	19:00	0	0	2	2	1	2	1	2	1	0	0	0	0	0	0	0	0	0	0	0	11	35.7	47.5	20 to 30	36.4	6	54.5
30/12/2024	20:00	0	0	2	3	0	1	0	0	0	0	0	0	0	0	0	0	0	0	0	0	6	27	30	20 to 30	83.3	1	16.7
30/12/2024	21:00	0	0	0	1	0	0	2	0	0	0	0	0	0	0	0	0	0	0	0	0	3	37	45	35 to 45	66.7	2	66.7
30/12/2024	22:00	0	0	1	1	0	0	0	0	0	0	0	0	0	0	0	0	0	0	0	0	2	24.5	30	20 to 30	100.0	*	*
30/12/2024	23:00	0	0	0	1	0	0	0	1	0	0	0	0	0	0	0	0	0	0	0	0	2	37	50	20 to 30	50.0	1	50.0
24 Hr Summary		3	3	56	116	96	49	27	12	3	1	0	0	1	0	0	0	0	0	0	0	367	31	38.9	25 to 35	57.8	93	25.3

Incoming Histogram

Tittleshall war memorial

from Sun-Dec-01-2024-12-00-PM to Fri-Jan-03-2025-11-59-AM

Date	Starting Hr:min	<15	15 to <20	20 to <25	25 to <30	30 to <35	35 to <40	40 to <45	45 to <50	50 to <55	55 to <60	60 to <65	65 to <70	70 to <75	75 to <80	80 to <85	85 to <90	90 to <95	95 to <100	100 to >105	Total Counts	Avg Speed (MPH)	85pet Speed	10MPH Pace	% in pace	# of Speeders	% Speeders	
31/12/2024	00:00	0	0	0	0	0	0	1	0	0	0	0	0	0	0	0	0	0	0	0	0	1	42	45	35 to 45	100.0	1	100.0
31/12/2024	01:00	0	0	0	1	0	0	0	0	0	0	0	0	0	0	0	0	0	0	0	0	1	27	30	20 to 30	100.0	*	*
31/12/2024	02:00	0	0	0	0	0	0	0	0	0	0	0	0	0	0	0	0	0	0	0	0	0	0	0	*	*	*	*
31/12/2024	03:00	0	0	0	2	0	0	0	0	0	0	0	0	0	0	0	0	0	0	0	0	2	27.5	30	20 to 30	100.0	*	*
31/12/2024	04:00	0	0	0	0	0	0	0	0	0	0	0	0	0	0	0	0	0	0	0	0	0	0	0	*	*	*	*
31/12/2024	05:00	0	0	1	0	1	1	1	0	0	0	0	0	0	0	0	0	0	0	0	0	4	33.3	40	30 to 40	50.0	2	50.0
31/12/2024	06:00	0	0	1	1	2	1	1	1	0	0	0	0	0	0	0	0	0	0	0	0	7	34.1	45	25 to 35	42.9	3	42.9
31/12/2024	07:00	1	1	1	4	2	2	1	2	0	0	0	0	0	0	0	0	0	0	0	0	14	31	45	25 to 35	42.9	5	35.7
31/12/2024	08:00	0	1	2	3	5	5	1	0	0	0	0	0	0	0	0	0	0	0	0	0	17	31.2	38	30 to 40	58.8	6	35.3
31/12/2024	09:00	0	1	3	9	7	4	1	1	0	0	0	0	0	0	0	0	0	0	0	0	26	30.5	37.5	25 to 35	61.5	6	23.1
31/12/2024	10:00	0	1	5	18	10	4	4	0	0	0	0	0	0	0	0	0	0	0	0	0	42	30	37.5	25 to 35	66.7	8	19.0
31/12/2024	11:00	0	1	4	9	2	7	2	0	0	0	0	0	0	0	0	0	0	0	0	0	25	30.4	38.6	20 to 30	52.0	9	36.0
31/12/2024	12:00	1	0	4	15	6	2	3	1	0	0	0	0	0	0	0	0	0	0	0	0	32	29.7	37.5	25 to 35	65.6	6	18.8
31/12/2024	13:00	1	0	2	3	7	4	2	0	0	0	0	0	0	0	0	0	0	0	0	0	19	31.4	38.8	30 to 40	57.9	6	31.6
31/12/2024	14:00	0	3	7	5	6	4	1	1	0	1	0	0	0	0	0	0	0	0	0	0	28	29.7	38.8	20 to 30	42.9	7	25.0
31/12/2024	15:00	1	3	4	14	6	5	0	1	0	0	1	0	0	0	0	0	0	0	0	0	35	29.2	37	25 to 35	57.1	7	20.0
31/12/2024	16:00	0	0	3	9	4	11	0	1	0	0	0	0	0	0	0	0	0	0	0	0	28	32	38.6	30 to 40	53.6	12	42.9
31/12/2024	17:00	0	2	1	4	2	4	2	4	0	0	0	0	0	0	0	0	0	0	0	0	19	34.3	46.2	25 to 35	31.6	10	52.6
31/12/2024	18:00	0	0	0	3	0	0	1	0	0	0	0	0	0	0	0	0	0	0	0	0	4	31	30	20 to 30	75.0	1	25.0
31/12/2024	19:00	0	0	1	0	1	1	1	1	0	0	0	0	0	0	0	0	0	0	0	0	5	36	45	30 to 40	40.0	3	60.0
31/12/2024	20:00	0	0	0	3	1	0	1	0	0	0	0	0	0	0	0	0	0	0	0	0	5	31	35	25 to 35	80.0	1	20.0
31/12/2024	21:00	0	0	0	4	0	1	0	1	0	0	0	0	0	0	0	0	0	0	0	0	6	32	40	20 to 30	66.7	2	33.3
31/12/2024	22:00	0	0	0	3	1	0	0	0	0	0	0	0	0	0	0	0	0	0	0	0	4	28.3	30	25 to 35	100.0	*	*
31/12/2024	23:00	0	0	1	1	0	0	0	0	0	0	0	0	0	0	0	0	0	0	0	0	2	24.5	30	20 to 30	100.0	*	*
24 Hr Summary		4	13	40	111	63	56	23	14	0	1	1	0	0	0	0	0	0	0	0	0	326	30.8	39.1	25 to 35	53.4	95	29.1

Incoming Histogram

Tittleshall war memorial

from Sun-Dec-01-2024-12-00-PM to Fri-Jan-03-2025-11-59-AM

Date	Starting Hr:min	<15	15 to <20	20 to <25	25 to <30	30 to <35	35 to <40	40 to <45	45 to <50	50 to <55	55 to <60	60 to <65	65 to <70	70 to <75	75 to <80	80 to <85	85 to <90	90 to <95	95 to <100	100 to >105	Total Counts	Avg Speed (MPH)	85pet Speed	10MPH Pace	% in pace	# of Speeders	% Speeders	
01/01/2025	00:00	0	0	0	0	1	0	1	0	0	0	0	0	0	0	0	0	0	0	0	0	2	37	45	25 to 35	50.0	1	50.0
01/01/2025	01:00	0	0	0	0	0	0	0	1	1	0	0	0	0	0	0	0	0	0	0	0	2	49.5	55	45 to 55	100.0	2	100.0
01/01/2025	02:00	0	0	0	0	0	0	0	0	0	0	0	0	0	0	0	0	0	0	0	0	0	0	0	*	*	*	*
01/01/2025	03:00	0	0	0	0	0	0	0	0	0	0	0	0	0	0	0	0	0	0	0	0	0	0	0	*	*	*	*
01/01/2025	04:00	0	0	0	0	0	0	0	0	0	0	0	0	0	0	0	0	0	0	0	0	0	0	0	*	*	*	*
01/01/2025	05:00	0	0	0	0	0	0	0	0	0	0	0	0	0	0	0	0	0	0	0	0	0	0	0	*	*	*	*
01/01/2025	06:00	0	0	0	0	1	0	1	0	0	0	0	0	0	0	0	0	0	0	0	0	2	37	45	25 to 35	50.0	1	50.0
01/01/2025	07:00	0	0	0	3	1	1	0	0	0	0	0	0	0	0	0	0	0	0	0	0	5	30	35	25 to 35	80.0	1	20.0
01/01/2025	08:00	0	0	0	1	0	4	0	1	1	0	0	0	0	0	0	0	0	0	0	0	7	39.1	50	30 to 40	57.1	6	85.7
01/01/2025	09:00	0	1	0	3	0	2	0	0	0	0	0	0	0	0	0	0	0	0	0	0	6	28.7	37.5	20 to 30	50.0	2	33.3
01/01/2025	10:00	1	0	1	9	4	3	1	0	0	0	0	0	0	0	0	0	0	0	0	0	19	29.5	36.7	25 to 35	68.4	4	21.1
01/01/2025	11:00	0	0	1	4	3	0	1	0	0	0	0	0	0	0	0	0	0	0	0	0	9	29.9	35	25 to 35	77.8	1	11.1
01/01/2025	12:00	0	0	1	10	4	6	2	0	1	0	0	0	0	0	0	0	0	0	0	0	24	32.6	39.2	25 to 35	58.3	9	37.5
01/01/2025	13:00	0	0	4	2	3	3	0	0	0	0	0	0	0	0	0	0	0	0	0	0	12	29.2	36.7	20 to 30	50.0	3	25.0
01/01/2025	14:00	0	0	3	7	5	2	0	0	0	0	0	0	0	0	0	0	0	0	0	0	17	29	34	25 to 35	70.6	2	11.8
01/01/2025	15:00	0	3	0	6	1	4	2	0	0	0	0	0	0	0	0	0	0	0	0	0	16	29.9	40	25 to 35	43.8	6	37.5
01/01/2025	16:00	0	1	1	4	4	5	0	1	0	0	0	0	0	0	0	0	0	0	0	0	16	31.8	39	30 to 40	56.3	6	37.5
01/01/2025	17:00	0	0	1	2	0	2	0	0	0	0	0	0	0	0	0	0	0	0	0	0	5	30	37.5	20 to 30	60.0	2	40.0
01/01/2025	18:00	0	0	4	3	2	2	0	0	0	0	0	0	0	0	0	0	0	0	0	0	11	28.2	35	20 to 30	63.6	2	18.2
01/01/2025	19:00	0	0	0	2	1	1	1	0	0	0	0	0	0	0	0	0	0	0	0	0	5	33	40	25 to 35	60.0	2	40.0
01/01/2025	20:00	0	0	1	3	1	1	1	0	0	0	0	0	0	0	0	0	0	0	0	0	7	30.6	40	20 to 30	57.1	2	28.6
01/01/2025	21:00	0	0	0	1	1	0	1	0	0	0	0	0	0	0	0	0	0	0	0	0	3	33.7	45	25 to 35	66.7	1	33.3
01/01/2025	22:00	0	0	1	0	0	0	0	0	0	0	0	0	0	0	0	0	0	0	0	0	1	22	25	15 to 25	100.0	*	*
01/01/2025	23:00	0	0	0	1	0	0	0	0	0	0	0	0	0	0	0	0	0	0	0	0	1	27	30	20 to 30	100.0	*	*
24 Hr Summary		1	5	18	61	32	36	11	3	3	0	0	0	0	0	0	0	0	0	0	0	170	31	38.8	25 to 35	54.7	53	31.2

Incoming Histogram

Tittleshall war memorial

from Sun-Dec-01-2024-12-00-PM to Fri-Jan-03-2025-11-59-AM

Date	Starting Hr:min	<15	15 to <20	20 to <25	25 to <30	30 to <35	35 to <40	40 to <45	45 to <50	50 to <55	55 to <60	60 to <65	65 to <70	70 to <75	75 to <80	80 to <85	85 to <90	90 to <95	95 to <100	100 to >105	Total Counts	Avg Speed (MPH)	85pet Speed	10MPH Pace	% in pace	# of Speeders	% Speeders	
02/01/2025	00:00	0	0	0	0	0	1	0	0	0	0	0	0	0	0	0	0	0	0	0	0	1	37	40	30 to 40	100.0	1	100.0
02/01/2025	01:00	0	0	0	1	0	0	0	0	0	0	0	0	0	0	0	0	0	0	0	0	1	27	30	20 to 30	100.0	*	*
02/01/2025	02:00	0	0	0	0	0	0	0	0	0	0	0	0	0	0	0	0	0	0	0	0	0	0	0	*	*	*	*
02/01/2025	03:00	0	1	0	1	0	0	0	0	0	0	0	0	0	0	0	0	0	0	0	0	2	22	30	10 to 20	50.0	*	*
02/01/2025	04:00	0	0	0	0	0	0	0	0	0	0	0	0	0	0	0	0	0	0	0	0	0	0	0	*	*	*	*
02/01/2025	05:00	0	1	1	2	1	0	0	0	0	0	0	0	0	0	0	0	0	0	0	0	5	25.2	30	20 to 30	60.0	*	*
02/01/2025	06:00	0	1	1	0	1	0	2	0	0	0	0	0	0	0	0	0	0	0	0	0	5	31	42.5	15 to 25	40.0	2	40.0
02/01/2025	07:00	0	1	2	7	6	0	0	0	0	0	0	0	0	0	0	0	0	0	0	0	16	27.8	33.3	25 to 35	81.3	*	*
02/01/2025	08:00	0	0	2	7	9	5	0	0	0	0	0	0	0	0	0	0	0	0	0	0	23	30.9	37	25 to 35	69.6	5	21.7
02/01/2025	09:00	1	3	4	5	6	4	2	0	0	1	0	0	0	0	0	0	0	0	0	0	26	29.5	38.8	25 to 35	42.3	7	26.9
02/01/2025	10:00	0	3	3	16	10	3	0	1	0	0	0	0	0	0	0	0	0	0	0	0	36	28.7	34.5	25 to 35	72.2	4	11.1
02/01/2025	11:00	0	1	6	12	5	3	2	1	0	0	0	0	0	0	0	0	0	0	0	0	30	29.3	38.3	20 to 30	60.0	6	20.0
02/01/2025	12:00	0	0	3	12	7	4	1	1	0	0	0	0	0	0	0	0	0	0	0	0	28	30.6	37.5	25 to 35	67.9	6	21.4
02/01/2025	13:00	0	1	4	11	6	3	2	1	0	0	0	0	0	0	0	0	0	0	0	0	28	30.1	38.3	25 to 35	60.7	6	21.4
02/01/2025	14:00	0	0	7	15	6	4	0	1	0	0	0	0	0	0	0	0	0	0	0	0	33	29	35	20 to 30	66.7	5	15.2
02/01/2025	15:00	0	1	3	14	7	3	1	0	0	0	0	0	0	0	0	0	0	0	0	0	29	29.1	35	25 to 35	72.4	4	13.8
02/01/2025	16:00	0	0	1	11	6	5	1	1	0	1	0	0	0	0	0	0	0	0	0	0	26	32.5	39	25 to 35	65.4	8	30.8
02/01/2025	17:00	0	3	4	8	10	4	1	0	0	0	0	0	0	0	0	0	0	0	0	0	30	29.1	36.2	25 to 35	60.0	5	16.7
02/01/2025	18:00	0	0	6	9	3	5	1	0	0	0	0	0	0	0	0	0	0	0	0	0	24	29.3	37	20 to 30	62.5	6	25.0
02/01/2025	19:00	0	0	1	3	0	2	0	0	0	0	0	0	0	0	0	0	0	0	0	0	6	29.5	37.5	20 to 30	66.7	2	33.3
02/01/2025	20:00	0	0	0	3	2	0	2	0	0	0	0	0	0	0	0	0	0	0	0	0	7	32.7	42.5	25 to 35	71.4	2	28.6
02/01/2025	21:00	0	0	0	0	0	1	0	0	0	0	0	0	0	0	0	0	0	0	0	0	1	37	40	30 to 40	100.0	1	100.0
02/01/2025	22:00	0	0	1	2	0	0	0	0	0	0	0	0	0	0	0	0	0	0	0	0	3	25.3	30	20 to 30	100.0	*	*
02/01/2025	23:00	0	0	1	1	0	0	0	0	0	0	0	0	0	0	0	0	0	0	0	0	2	24.5	30	20 to 30	100.0	*	*
24 Hr Summary		1	16	50	140	85	47	15	6	0	2	0	0	0	0	0	0	0	0	0	0	362	29.6	36.7	25 to 35	62.2	70	19.3

Incoming Histogram

Tittleshall war memorial

from Sun-Dec-01-2024-12-00-PM to Fri-Jan-03-2025-11-59-AM

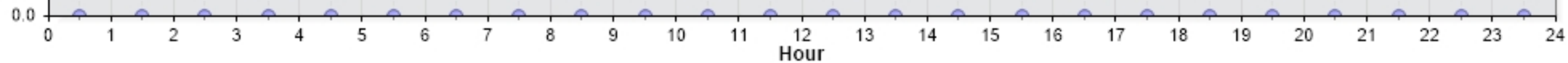
Date	Starting Hr:min	<15	15 to <20	20 to <25	25 to <30	30 to <35	35 to <40	40 to <45	45 to <50	50 to <55	55 to <60	60 to <65	65 to <70	70 to <75	75 to <80	80 to <85	85 to <90	90 to <95	95 to <100	100 to >105	Total Counts	Avg Speed (MPH)	85pet Speed	10MPH Pace	% in pace	# of Speeders	% Speeders		
03/01/2025	00:00	0	0	0	2	0	0	0	0	0	0	0	0	0	0	0	0	0	0	0	0	2	27.5	30	20 to 30	100.0	*	*	
03/01/2025	01:00	0	0	0	0	0	0	0	0	0	0	0	0	0	0	0	0	0	0	0	0	0	0	0	*	*	*	*	
03/01/2025	02:00	0	0	0	0	0	1	1	0	0	0	0	0	0	0	0	0	0	0	0	0	2	39.5	45	35 to 45	100.0	2	100.0	
03/01/2025	03:00	0	0	0	0	0	0	0	0	0	0	0	0	0	0	0	0	0	0	0	0	0	0	0	*	*	*	*	
03/01/2025	04:00	0	0	0	0	1	0	0	0	0	0	0	0	0	0	0	0	0	0	0	0	1	32	35	25 to 35	100.0	*	*	
03/01/2025	05:00	0	0	1	1	2	0	0	0	0	0	0	0	0	0	0	0	0	0	0	0	4	28.3	32.5	25 to 35	75.0	*	*	
03/01/2025	06:00	0	1	1	4	1	2	0	1	1	0	0	0	0	0	0	0	0	0	0	0	11	32	40	20 to 30	45.5	4	36.4	
03/01/2025	07:00	0	1	5	6	6	1	0	0	0	0	0	0	0	0	0	0	0	0	0	0	19	27.4	33.3	25 to 35	63.2	1	5.3	
03/01/2025	08:00	0	3	8	10	8	2	0	0	0	0	0	0	0	0	0	0	0	0	0	0	31	26.9	33.1	20 to 30	58.1	2	6.5	
03/01/2025	09:00	0	3	8	12	5	0	1	0	0	0	0	0	0	0	0	0	0	0	0	0	29	26.1	32	20 to 30	69.0	1	3.4	
03/01/2025	10:00	1	0	8	9	4	3	0	0	0	0	0	0	0	0	0	0	0	0	0	0	25	27	33.8	20 to 30	68.0	3	12.0	
03/01/2025	11:00	0	0	2	12	9	2	0	1	0	0	0	0	0	0	0	0	0	0	0	0	26	30.1	34.4	25 to 35	80.8	3	11.5	
03/01/2025	12:00	*	*	*	*	*	*	*	*	*	*	*	*	*	*	*	*	*	*	*	*	*	*	*	*	*	*	*	*
03/01/2025	13:00	*	*	*	*	*	*	*	*	*	*	*	*	*	*	*	*	*	*	*	*	*	*	*	*	*	*	*	*
03/01/2025	14:00	*	*	*	*	*	*	*	*	*	*	*	*	*	*	*	*	*	*	*	*	*	*	*	*	*	*	*	*
03/01/2025	15:00	*	*	*	*	*	*	*	*	*	*	*	*	*	*	*	*	*	*	*	*	*	*	*	*	*	*	*	*
03/01/2025	16:00	*	*	*	*	*	*	*	*	*	*	*	*	*	*	*	*	*	*	*	*	*	*	*	*	*	*	*	*
03/01/2025	17:00	*	*	*	*	*	*	*	*	*	*	*	*	*	*	*	*	*	*	*	*	*	*	*	*	*	*	*	*
03/01/2025	18:00	*	*	*	*	*	*	*	*	*	*	*	*	*	*	*	*	*	*	*	*	*	*	*	*	*	*	*	*
03/01/2025	19:00	*	*	*	*	*	*	*	*	*	*	*	*	*	*	*	*	*	*	*	*	*	*	*	*	*	*	*	*
03/01/2025	20:00	*	*	*	*	*	*	*	*	*	*	*	*	*	*	*	*	*	*	*	*	*	*	*	*	*	*	*	*
03/01/2025	21:00	*	*	*	*	*	*	*	*	*	*	*	*	*	*	*	*	*	*	*	*	*	*	*	*	*	*	*	*
03/01/2025	22:00	*	*	*	*	*	*	*	*	*	*	*	*	*	*	*	*	*	*	*	*	*	*	*	*	*	*	*	*
03/01/2025	23:00	*	*	*	*	*	*	*	*	*	*	*	*	*	*	*	*	*	*	*	*	*	*	*	*	*	*	*	*
24 Hr Summary		1	8	33	56	36	11	2	2	1	0	0	0	0	0	0	0	0	0	0	0	150	28	34.2	25 to 35	61.3	16	10.7	

Incoming: Average Hourly Volume for Week of 25/11/2024

Average Counts By Hour (25/11/2024) — Average Counts By Hour (25/11/2024)

Tittleshall war memorial

Average Weekly Volumes



Incoming:Average Hourly WEEKDAY Speeds for Week of 25/11/2024

Average Hourly WEEKDAY Speeds By Hour (25/11/2024) — Average Hourly WEEKDAY Speeds By Hour (25/11/2024)

Tittleshall war memorial

Average Weekly Speeds

MPH

0.0

0 1 2 3 4 5 6 7 8 9 10 11 12 13 14 15 16 17 18 19 20 21 22 23 24

Hour

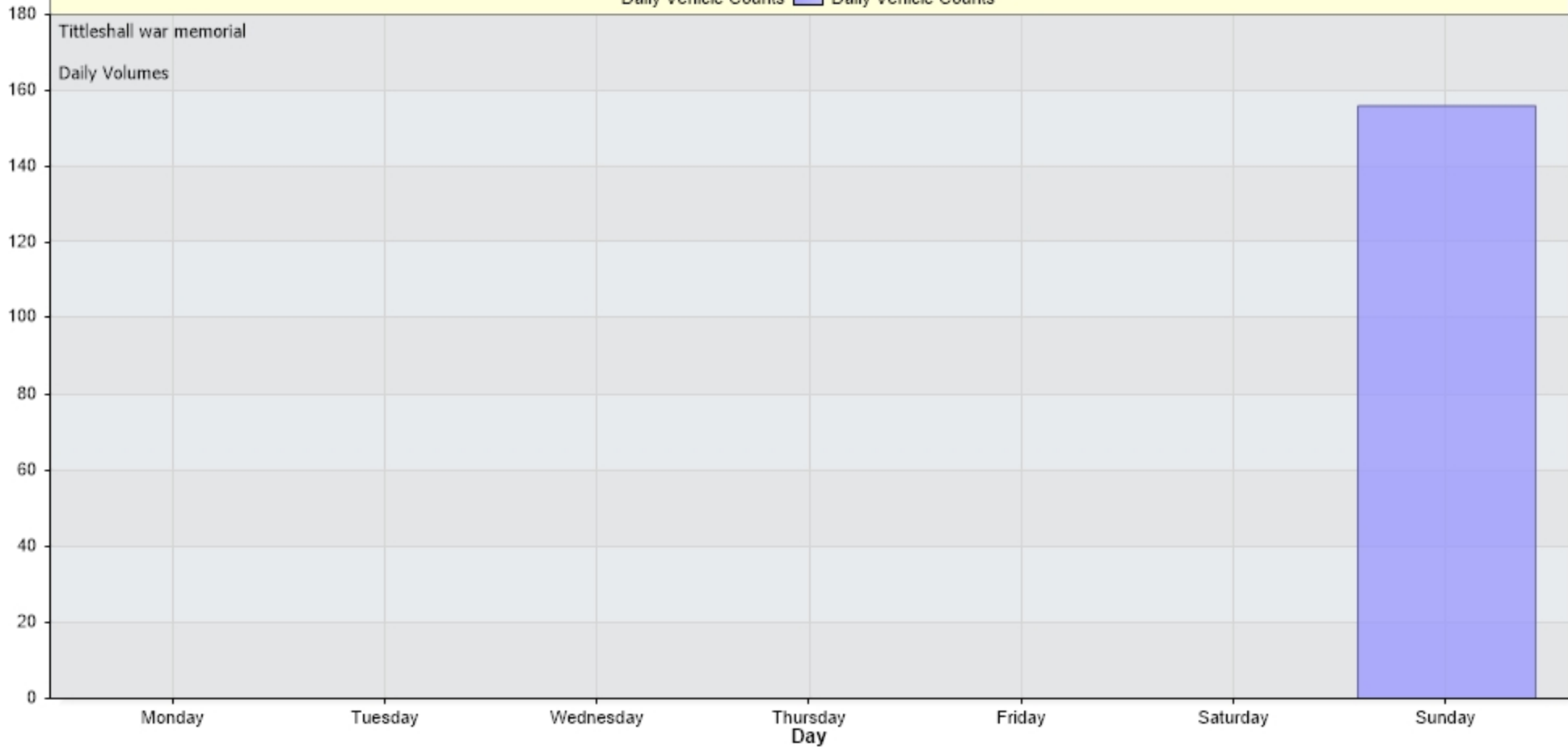


Incoming: Daily Volume for Week of 25/11/2024

Daily Vehicle Counts



Daily Vehicle Counts

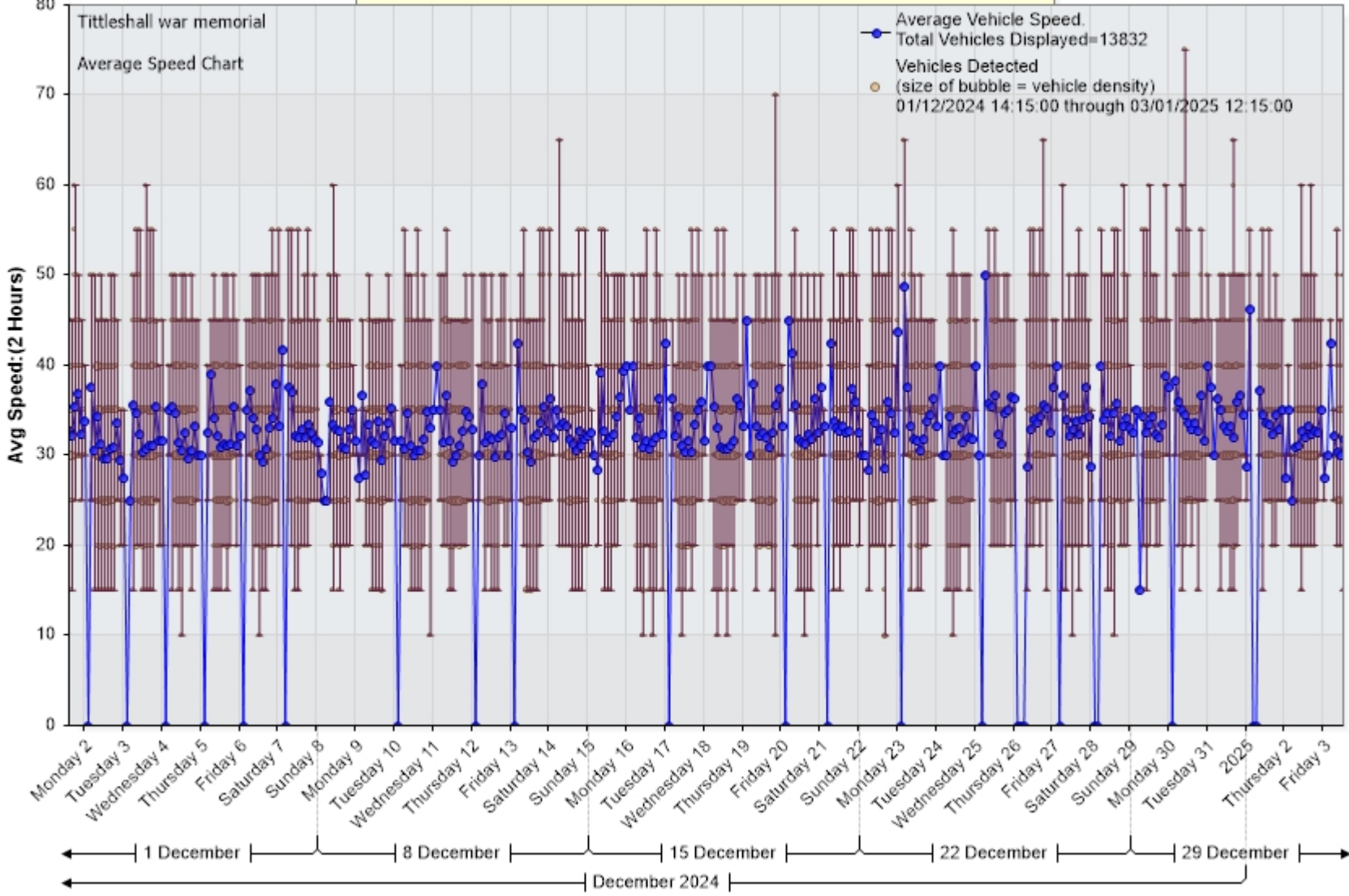


Tittleshall war memorial

Daily Volumes

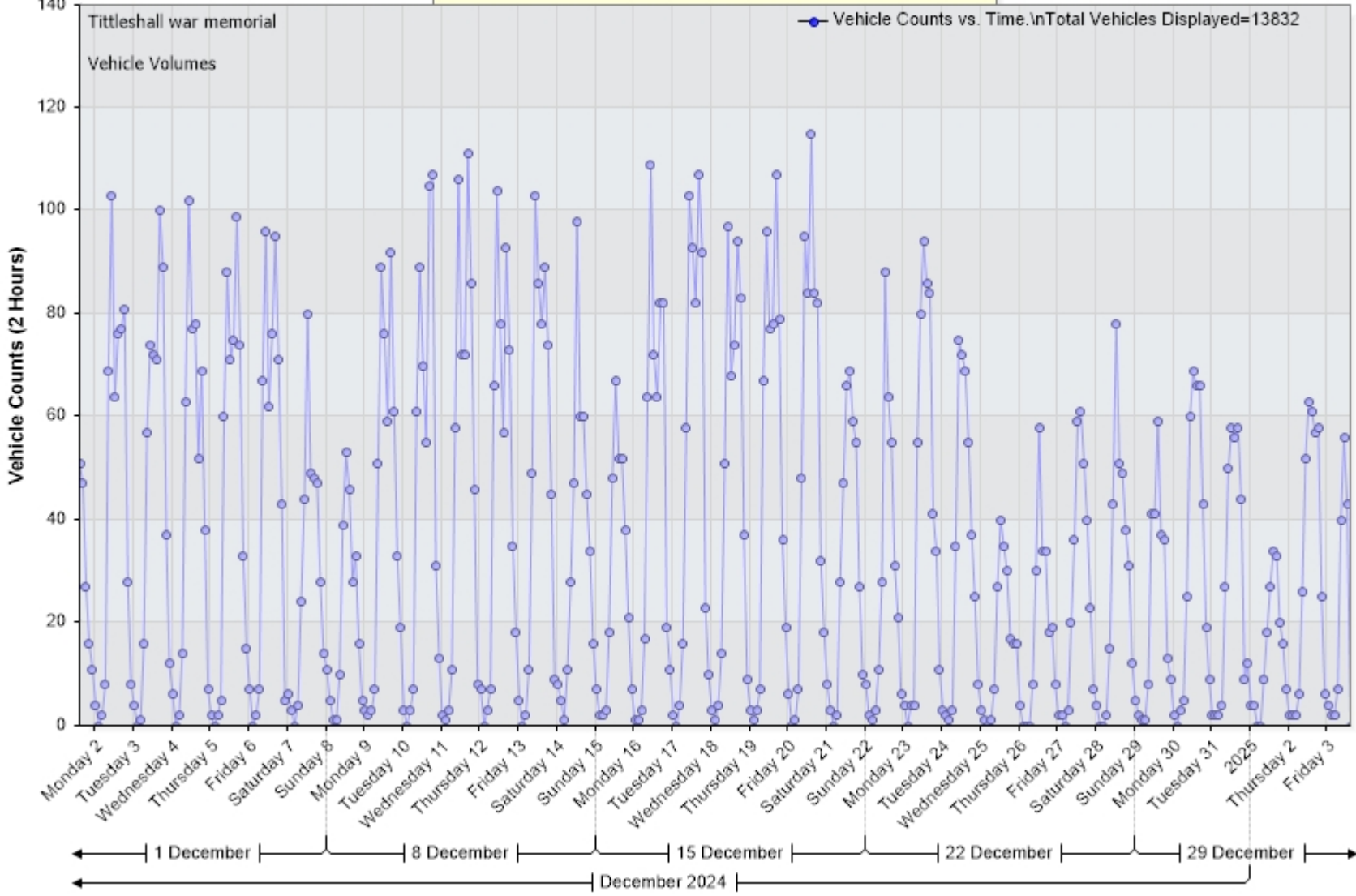
Zoom help

Average Vehicle Speed (MPH) vs. Time [Tittleshall war memorial:Incoming]



Zoom help

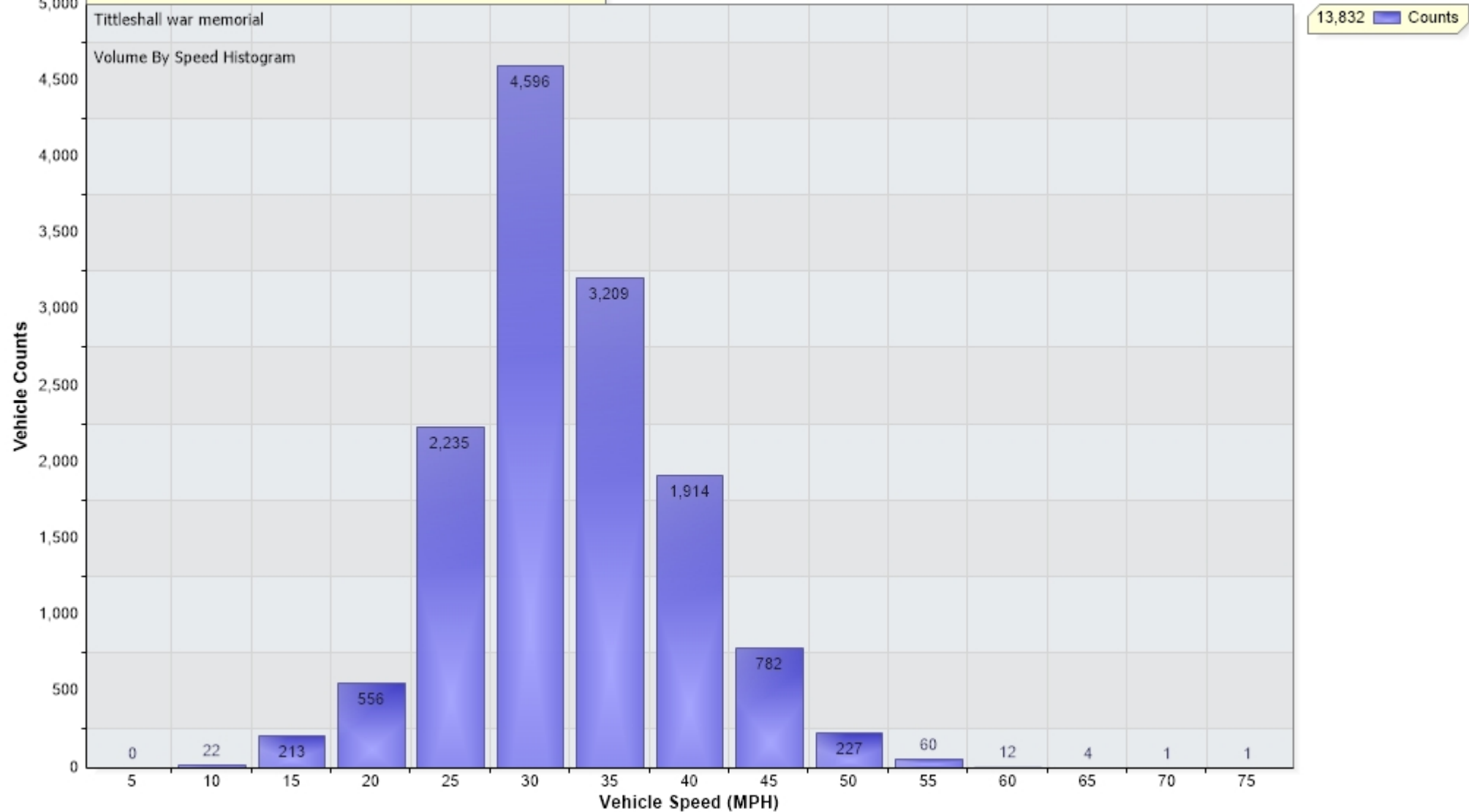
Vehicle Counts vs. Time [Tittleshall war memorial: Incoming]



← 1 December | 8 December | 15 December | 22 December | 29 December →

← December 2024 →

Vehicle Counts Vs. Speed [Tittleshall war memorial: Incoming]



Percentile Counts Vs. Speed for [Tittleshall war memorial: Incoming]

Tittleshall war memorial
85th Pct Speed=37.4 MPH
Vehicles in data=13832
01/12/2024 12:00:00 to 03/01/2025 11:59:59

Percentile Counts

